

Missouri State

# FINANCIAL AID

2022-23 Annual Report



DEPARTMENT OF  
HIGHER EDUCATION &  
WORKFORCE DEVELOPMENT

# ABOUT THIS REPORT



The inaugural State Financial Aid report for Missouri contains descriptions of and eligibility criteria for the 10 state-funded student assistance programs the Missouri Department of Higher Education & Workforce Development (MDHEWD) administers. It also includes an overview of changes made to state aid programs during the 2022-2023 academic year and data on state financial aid recipients. The main objective of this report is to provide a comprehensive overview of state financial aid programs to stakeholders and the public, and to consolidate information on these programs into one source. Additionally, a secondary objective of this report is to aid departmental staff in annually evaluating these programs to identify regulatory and/or statutory changes needed to improve efficiency, impact, and outcomes in order to help students with postsecondary success.

## VISION

Missouri's state student aid system must be balanced, responsive, and efficient through competitively funded programs that:

- Are transparent in operation;
- Are student centered;
- Serve eligible students where they are;
- Provide for timely awards;
- Include broad criteria to prioritize needs;
- Are positioned to achieve Missouri's postsecondary education and workforce development goals.

## MISSION

The purpose of Missouri's student financial assistance programs is to assist Missouri students in reaching their postsecondary education objectives by reducing financial barriers to enrollment and completion, and encouraging students to achieve academically at their greatest potential in order for Missouri to prosper through an educated citizenry and a skilled workforce.

# CONTENTS

<b>Overview of State Financial Aid</b>	<b>1</b>
<b>A+ Scholarship</b>	<b>3</b>
<b>Access Missouri Scholarship</b>	<b>5</b>
<b>Higher Education Academic Scholarship (Bright Flight)</b>	<b>7</b>
<b>Fast Track Workforce Incentive Grant</b>	<b>9</b>
<b>Dual Credit/Dual Enrollment Scholarship</b>	<b>11</b>
<b>Advanced Placement Incentive Grant</b>	<b>13</b>
<b>Kids' Chance Scholarship Program</b>	<b>15</b>
<b>Minority and Underrepresented Environmental Literacy Program</b>	<b>17</b>
<b>Public Service Officer Survivor Grant</b>	<b>19</b>
<b>Wartime Veterans' Survivors Grant</b>	<b>21</b>
<b>Statutory and Program Changes</b>	<b>23</b>
<b>Additional Information</b>	<b>25</b>
<b>Appendices</b>	<b>28</b>

# OVERVIEW OF STATE FINANCIAL AID

State funded student financial aid is a major component of how students and families cover the cost of postsecondary education. Nationally, based on the 2021 edition of the National Association of State Student Grant & Aid Programs state student aid survey, total state-funded student aid of all types totaled approximately \$14.8 billion. Of that total, \$12.6 billion was in the form of grant (non-loan) aid, with \$9.2 billion being need-based.

While Missouri ranks 20th among states in terms of total state student aid dollars, it ranks 31st in terms of aid dollars per undergraduate full-time equivalent (FTE) students.



Missouri has a long history of providing funds to assist students in reaching their postsecondary education goals. Beginning in the mid-1970s with the need-based Missouri Student Grant Program (later called the Charles Gallagher Student Grant Program), the Department of Higher Education (now the Department of Higher Education & Workforce Development), has been responsible for administering programs to assist Missouri residents with financial needs that would otherwise limit access to postsecondary education and training.

In the mid-1980s, the scope of that assistance was expanded to include the merit-based Higher Education Academic Scholarship program (Bright Flight), which was designed to incentivize the state’s “best and brightest” students to remain in Missouri to pursue education beyond high school. Although there have been numerous changes and additions along the way, the transfer of the scholarship portion of the A+ program from the Department of Elementary and Secondary Education (DESE) in 2010 brought the third major program under the purview of MDHEWD. The A+ program, which was originally a high school improvement initiative, is Missouri’s version of a “promise” program. It promises that eligible high school graduates can attend a community college or public vocational technical school and have their tuition and fee costs covered. While much has changed in the financial aid world over the 50 years since the Missouri Student Grant was created, MDHEWD continues to believe in the importance of student aid to achieving state education and workforce goals as well as the goals of thousands of students.

## Total Unduplicated State Aid Recipients, Awards, and Average Award, 2018-19 through 2022-23

	2018-19	2019-20	2020-21	2021-22	2022-23
Recipients	61,784	61,737	61,114	55,095	55,900
Awards	\$128,948,642	\$134,414,363	\$129,826,477	\$139,601,913	\$149,359,221
Average Awards	\$2,087	\$2,177	\$2,124	\$2,534	\$2,672

# OVERVIEW OF STATE FINANCIAL AID

During the 2022-23 Academic Year (AY 2023), MDHEWD awarded over \$149 million to nearly 56,000 individuals across 10 state financial aid programs. Of those state aid recipients, nearly 19 percent were students of color: 8.2 percent were Black, 6.5 percent were Hispanic, and 3.6 percent were Asian or Pacific Islander. Additionally, a majority of state aid recipients were female (58.5 percent), and the overwhelming majority were under the age of 25 (91.8 percent).

## Total State Aid Recipients and Awards by Sector, 2022-2023

Institution	Recipients	% of Total Recipients	Awards
Certified/Proprietary Schools	42	0.1%	\$206,978
Private 2-Year	143	0.2%	\$552,222
Private 4-Year	12,281	20.5%	\$28,863,869
Public 2-Year	21,393	35.6%	\$58,547,319
Public 4-Year	25,836	43.0%	\$60,219,687
Public Vocational or Technical	350	0.6%	\$969,146
<b>Total</b>	<b>60,045</b>	<b>100.0%</b>	<b>\$149,359,221</b>

Unduplicated across all programs and institutions.  
May include duplication for students receiving multiple state aid awards. For a full list of state aid recipients by institution, please see Appendix A.

Over the past 10 years, there has been a slow but steady decline in state aid participants, though that decline has slowed – and at times leveled off – over the most recent five years. The total award recipients for AY 2023 was virtually the same as AY 2022, though the total dollars awarded increased by nearly 10 million dollars. Additionally, AY 2022 and AY 2023 was the first time in more than a decade that all state aid programs were fully funded.

## Total Unduplicated State Aid Recipients by Race/Ethnicity, AY 2020-AY 2023

	2019-20	2020-21	2021-22	2022-23
Black / African-American	9.2%	9.4%	8.4%	8.2%
Native American / Alaska Native	0.5%	0.5%	0.5%	0.6%
White	81.5%	80.8%	81.1%	81.2%
Hispanic / Latino/a	5.4%	5.7%	6.3%	6.5%
Asian / Pacific Islander	3.4%	3.6%	3.8%	3.6%

## Total Unduplicated State Aid Recipients by Gender, AY 2020-AY 2023

	2019-20	2020-21	2021-22	2022-23
Male	40.3%	40.9%	40.9%	41.5%
Female	59.7%	59.1%	59.1%	58.5%

## Total Unduplicated State Aid Recipients by Age Category, AY 2020-AY 2023

	2019-20	2020-21	2021-22	2022-23
Under 25	91.4%	91.5%	91.9%	91.8%
Over 25	8.6%	8.5%	8.1%	8.2%

A Note on Data: Data for the state aid programs and this report come from various sources, including financial aid applications, FAFSA data, and student record level data from the Enhanced Missouri Student Achievement Study (EMSAS). Some data are limited for students who attend private/independent postsecondary institutions and/or choose not to complete a FAFSA.

# A+ SCHOLARSHIP

The A+ Scholarship Program is a merit-based scholarship that provides funds to eligible graduates of A+ designated high schools who attend participating public community colleges, vocational/technical schools, or certain private two-year vocational/technical schools. Students must meet certain benchmarks and milestones while in high school to participate, and are eligible to receive the award for up to 48 months after the completion of high school or earning an associate's degree, whichever comes first.

## Total Unduplicated A+ Recipients, Awards, and Average Award, 2018-19 through 2022-23

	2018-19	2019-20	2020-21	2021-22	2022-23
Recipients	13,039	13,493	14,809	14,181	13,939
Awards	\$38,956,869	\$42,873,454	\$50,040,693	\$49,297,552	\$52,271,169
Average Awards	\$2,988	\$3,177	\$3,379	\$3,476	\$3,750

The scholarship covers the cost of tuition and general fees after all available non-loan federal financial assistance, such as the federal Pell Grant, has been applied. This may result in a zero award if, for example, the Pell Grant is sufficient to cover all tuition and general fee charges. General fees are fees that are charged to all students and do not include fees specific to an individual program or group of students. Students must be enrolled full time (12 credit hours a semester) and be seeking a degree, certificate, or credential. Additionally, students must achieve at least a 2.0 cumulative grade point on a 4.0 scale at the end of the first fall semester, and maintain a 2.5 cumulative grade point average on a 4.0 scale and meet satisfactory academic progress thereafter to continue receiving the award.

### To qualify for an A+ Scholarship, a high school student must:

- Be a U.S. citizen or permanent resident;
- Enter into a written agreement with the high school prior to graduation;
- Attend a designated A+ high school for 2 years prior to graduation;
- Graduate from an A+ designated high school with an overall unweighted grade point average of 2.5 or higher on a 4.0 scale;
- Have at least a 95% attendance record overall for grades 9-12;
- Perform at least 50 hours of unpaid tutoring or mentoring, of which up to 25% may include job shadowing prior to graduation;
- Maintain a record of good citizenship and avoid the unlawful use of drugs and/or alcohol while in grades 9-12;
- Meet a qualifying mathematics score of proficient or advanced on the Algebra I end-of-course exam, or a higher level Department of Elementary and Secondary Education (DESE) approved end-of-course exam in the field of mathematics. Students may also meet this requirement by achieving a minimum score on the ACT mathematics sub-test.



## A+ Scholarship Recipients by Race/Ethnicity

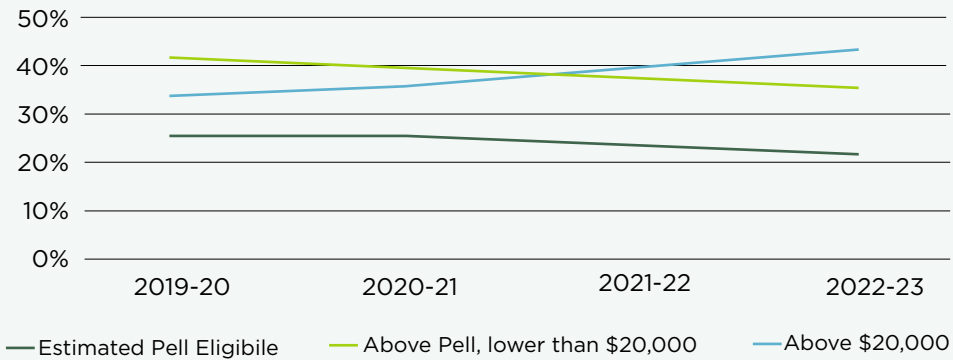
	2019-20	2020-21	2021-22	2022-23
Black / African-American	2.8%	2.8%	2.6%	2.5%
Native American / Alaska Native	0.5%	0.6%	0.7%	0.7%
White	90.5%	90.7%	90.9%	90.1%
Hispanic / Latino/a	4.5%	4.5%	4.5%	5.1%
Asian / Pacific Islander	1.6%	1.3%	1.3%	1.6%

### Highlights:

- The number of A+ recipients decreased from 14,181 in the 2021-22 academic year to 13,939 in 2022-23, though the average award increased from \$3,476 to \$3,750.
- The three institutions that served the largest number of A+ recipients were Ozarks Technical Community College (16.6 percent), Metropolitan Community College (15 percent), and State Technical College of Missouri (10 percent).
- While there has been very little change in racial/ethnic makeup of A+ recipients, there has been an increase in the percentage of A+ recipients with an Expected Family Contribution (EFC) of over \$20,000, from around 34 percent in AY 2019 to 43 percent in AY 2023.



## A+ Recipients by EFC Levels



## A+ Scholarship: Total Recipients and Awards by Sector, 2022-23

Institution	Recipients	% of Total Recipients	Awards
Private Vocational or Technical	152	1.1%	\$797,948
Public 2-Year Community College	13,713	98.0%	\$50,853,147
Public Vocational or Technical	126	0.9%	\$620,075
<b>Total</b>	<b>13,991</b>	<b>100.0%</b>	<b>\$52,271,169</b>

Includes some duplication. For a full list of A+ Missouri recipients by institution, please see Appendix B.

# ACCESS MISSOURI SCHOLARSHIP

Access Missouri is a need-based program designed to be simple to understand, provide predictable and portable awards, and increase access to students' school of choice. Financial eligibility is determined by Expected Family Contribution (EFC) as calculated through the Free Application for Federal Student Aid (FAFSA®), as well as the type of school the student attends. The table below displays the minimum and maximum award amounts for each school type. For the 2022-2023 academic year, the EFC need cutoff was \$15,000. Awards amounts are progressively reduced for individuals with an EFC above \$7,000.

AWARDS  
AWARDS

Public 2-Year	
Minimum	Maximum
\$300	\$1,300

Public 4-Year State Technical College of Missouri, Private and Approved Virtual School	
Minimum	Maximum
\$1,500	\$2,850

The scholarship can cover up to the cost of attendance and be used alongside other federal and state non-loan aid, such as the Pell Grant. However, if a student is eligible for an A+ award, then the Access Missouri award must be reduced by the amount of that award. All award amounts are estimated until August when the amount of funding for the program and the final number of eligible students are known, and awards are not available during summer terms.

## To qualify for an Access Missouri Scholarship, a student must:

- Be a U.S. citizen or permanent resident, and a Missouri resident;
- Be an undergraduate student enrolled full time at a participating Missouri school. Full-time enrollment is defined as a minimum of 12 semester hours, or 8 quarter hours, or 6 semester hours for students who are unable to enroll in 12 hours as a result of a disability defined by Title II of the Americans with Disabilities Act;
- Have an EFC of \$12,000 or less (\$15,000 or less for the 2022-2023 academic year only);
- Not be pursuing a degree or certificate in theology or divinity;
- Not have received their first bachelor's degree, completed the required hours for a bachelor's degree, or completed 150 semester credit hours;
- Have a FAFSA® on file and make any FAFSA® corrections affecting eligibility by the deadlines established by the department.





# ACCESS MISSOURI SCHOLARSHIP

## Total Unduplicated Access Missouri Recipients, Awards, and Average Award, 2018-19 through 2022-23

	2018-19	2019-20	2020-21	2021-22	2022-23
Recipients	44,208	43,282	41,236	36,083	35,717
Awards	\$67,909,710	\$68,431,975	\$60,452,770	\$66,725,613	\$72,752,297
Average Awards	\$1,536	\$1,581	\$1,466	\$1,849	\$2,037

### Highlights:

- The downward trend for the number of Access Missouri recipients continued through the most recent academic year, with a slight decrease from 36,083 in AY 2022 to 35,717 in AY 2023.
- For students attending a public 2-year institution (community college or public technical/vocational school), the average award increased from \$829 to \$928. The average award for students attending any other eligible institution decreased from \$2,092 to \$1,928. This decrease was the result of expanding eligibility to students with EFCs above \$12,000 in AY 2023, as the award for those additional recipients are at the statutory minimum.
- A vast majority of Access Missouri recipients attend a public postsecondary institution (71.7 percent), while just over half of all Access recipients attend a public four-year institution (52.8 percent).
- Access recipients are twice as likely to be female as male, while nearly 1 in 4 are students of color.



### Access Missouri Recipients, by Race/Ethnicity

	2019-20	2020-21	2021-22	2022-23
Black / African-American	12.8%	13.6%	12.4%	12.5%
Native American / Alaska Native	0.5%	0.7%	0.6%	0.6%
White	76.7%	75.6%	75.9%	75.1%
Hispanic / Latino/a	6.2%	6.5%	7.1%	7.9%
Asian / Pacific Islander	3.7%	3.6%	4.0%	4.0%

### Access Missouri Scholarship: Total Recipients and Awards by Sector, 2022-23

Sector	Recipients	% of Total Recipients	Awards
Private 2-Year	100	0.3%	\$210,475
Private 4-Year	9,891	27.5%	\$22,597,858
Public 2-Year	6,814	18.9%	\$6,322,149
Public 4-Year	19,006	52.8%	\$43,449,504
Public Vocational or Technical	186	0.5%	\$172,311
<b>Total</b>	<b>35,997</b>	<b>100.0%</b>	<b>\$72,752,297</b>

Includes some duplication. For a full list of Access Missouri recipients by institution, please see Appendix C.

# HIGHER EDUCATION ACADEMIC SCHOLARSHIP (BRIGHT FLIGHT)

The Missouri Higher Education Academic Scholarship program, known as “Bright Flight,” is a merit-based program that encourages top-ranked high school seniors to attend approved Missouri postsecondary schools. The award can cover any education-related expense and, to maintain eligibility, students must be continuously enrolled. Students can receive the award for up to 10 semesters.

## First Tier

	Qualifying Score	Statutory Maximum	Final Award
<b>Top 3%</b>	ACT Score 31 or SAT Math Score 800 and SAT Critical Reading 800	Up to \$3,000	\$3,000

## Second Tier

	Qualifying Score	Statutory Maximum	Final Award
<b>4th &amp; 5th Percentiles</b>	ACT Score 30 or SAT Math Score 770-799 and SAT Critical Reading 760-799	Up to \$1,000	\$1,000

There are two tiers for this award: the first tier comprises the top 3 percent of students receiving scores on standardized tests, and the second tier are the top fourth and fifth percentiles.

The qualifying ACT and SAT scores for students who will graduate in the current academic year are reevaluated and announced each fall. These qualifying scores are based on the scores of students who were high school seniors in the previous academic year. For example, the 2022-2023 qualifying scores are based on the test results of all 2022 Missouri high school seniors. Because the minimum score is set by a percent of test takers, that score is subject to change annually. AY 2023 was the first year that the second tier students were awarded.

### To qualify for a Bright Flight Scholarship, a student must:

- Be a U.S. citizen or permanent resident and a Missouri resident;
- Have a composite ACT or SAT score in either
  - » The top 3 percent of all Missouri high school seniors taking those tests; or
  - » The top fourth and fifth percentiles of all Missouri high school seniors taking those tests;
- Enroll as a first-time, full-time student right after high school;
- Not be pursuing a degree or certificate in theology or divinity.



# HIGHER EDUCATION ACADEMIC SCHOLARSHIP (BRIGHT FLIGHT)

## Total Unduplicated Bright Flight Recipients, Awards, and Average Award 2018-19 through 2022-23

	2018-19	2019-20	2020-21	2021-22	2022-23
Recipients	7,470	7,742	7,840	7,367	8,623
Awards	\$21,254,230	\$22,049,149	\$17,609,608	\$20,917,298	\$21,066,023
Average Awards	\$2,845	\$2,848	\$2,246	\$2,839	\$2,443

### Highlights:

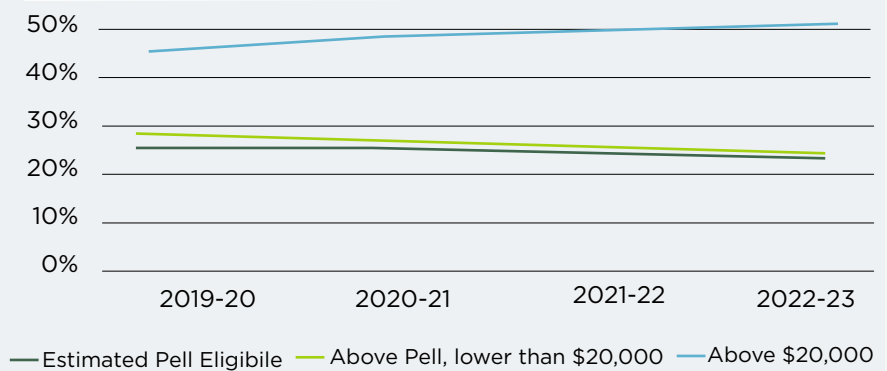
- Because AY 2023 was the first year the second tier students (top fourth and fifth percentiles) were funded, the number of Bright Flight recipients increased.
- Bright Flight recipients were more likely to be men (55.8 percent) than women (44.2 percent).
- Less than a quarter of Bright Flight recipients were estimated Pell eligible, while over half had an EFC of above \$20,000; as a note, roughly 25 percent of Bright Flight recipients do not file a FAFSA, which is the source of EFC data.
- Just over 75 percent of Bright Flight recipients attended a public four-year institution, with nearly 56 percent of all recipients attending one of the University of Missouri System institutions. Around 22 percent attended a private four-year institution, with 6 percent attending Saint Louis University and just over 5 percent attending Washington University - St. Louis.

### Bright Flight Scholarship: Total Recipients and Awards by Sector, 2022-23

Sector	Recipients	% of Total Recipients	Awards
Private 2-Year	3	0.0%	\$9,000
Private 4-Year	1,863	21.5%	\$4,565,500
Public 2-Year	246	2.8%	\$424,500
Public 4-Year	6,550	75.6%	\$16,067,023
<b>Total</b>	<b>8,662</b>	<b>100.0%</b>	<b>21,066,023</b>

Includes some duplication. For a full list of Bright Flight recipients by institution, please see Appendix D.

### Bright Flight Recipients by EFC Levels



### Bright Flight Scholarship Recipients, by Race/Ethnicity

	2019-20	2020-21	2021-22	2022-23
Black / African-American	0.7%	0.7%	0.7%	0.9%
Native American / Alaska Native	0.2%	0.2%	0.1%	0.1%
White	91.3%	91.4%	90.3%	89.8%
Hispanic / Latino/a	2.4%	2.5%	2.6%	2.9%
Asian / Pacific Islander	5.4%	5.2%	6.3%	6.4%

# FAST TRACK WORKFORCE INCENTIVE GRANT

The Fast Track Workforce Incentive Grant is a program designed to provide adults with the education and skills needed to enter the workforce in fields that are in high demand. Changes to the program made during the 2022 legislative session increased the number of eligible training providers and expanded the program to include apprenticeships. Fast Track is a “last dollar” grant that covers tuition and general fees for students enrolled in a [designated program of study](#) at a participating Missouri school or training provider, or direct costs of an apprenticeship such as tools, books, and uniforms.

Students and apprentices must apply for the Fast Track grant through the [MDHEWD State Financial Aid Portal](#).

## To qualify for a Fast Track Workforce Incentive Grant, a student must:

- Be U.S. citizen or permanent resident, and a Missouri resident for 2 years prior to grant (unless military or apprentice);
- Be at least 25 years of age or have not been enrolled in an educational program for at least 2 years;
- Have not already earned a bachelor’s degree;
- Be enrolled at least half-time in an eligible undergraduate program;
- If an apprentice, be formally participating in a U.S. Department of Labor-approved and MDHEWD designated apprenticeship and meeting any requirements defined by the apprenticeship provider;
- Have a qualifying Adjusted Gross Income (AGI) of \$80,000 or less if married filing jointly, or \$40,000 or less for all other tax filing statuses.



Students can remain eligible for up to 60 credit hours, 90 quarter credit hours, or 1,800 clock hours; apprentices are eligible for up to 48 months. Both students and apprentices must maintain a 2.5 cumulative GPA (where relevant), and maintain satisfactory academic progress. Additionally, apprentices must maintain an active apprenticeship status.

### Total Unduplicated Fast Track Recipients, Awards, and Average Award 2018-19 through 2022-23

	2018-19	2019-20	2020-21	2021-22	2022-23
Recipients	-	189	310	391	658
Awards	-	\$413,887	\$1,274,255	\$1,609,807	\$2,429,310
Average Awards	-	\$2,190	\$4,111	\$4,117	\$3,692

# FAST TRACK WORKFORCE INCENTIVE GRANT

## Highlights:

- The number of Fast Track recipients increased by 68 percent in AY 2023 over the previous year, from 391 to 658.
- In AY 2023, nearly 25 percent Fast Track recipients were students of color, and nearly 66 percent were female. Additionally, a majority of participants (54 percent) were between the ages of 25 and 34.
- Only 35 percent of Fast Track recipients attended a four-year institution in AY 2023; the other 65 percent attended either a certified/proprietary school, a community college, or a vocational or technical institution.
- The community colleges made up the largest sector of Fast Track recipients, with 45.6 percent. The single largest Fast Track provider was Ozarks Technical Community College, with 27.4 percent of recipients.



## Fast Track Recipients, by Race/Ethnicity

	2019-20	2020-21	2021-22	2022-23
Black / African-American	5.4%	5.3%	5.8%	12.5%
Native American / Alaska Native	0.0%	0.0%	3.6%	0.6%
White	90.2%	90.2%	87.7%	75.1%
Hispanic / Latino/a	4.5%	4.5%	2.9%	7.9%
Asian / Pacific Islander	0.0%	0.0%	0.0%	4.0%

## Fast Track Scholarship: Total Recipients and Awards by Sector, 2022-23

Sector	Recipients	% of Total Recipients	Awards
Certified/Proprietary Schools	42	6.8%	\$206,978
Private 2-Year	40	6.5%	\$332,747
Private 4-Year	185	23.7%	\$757,888
Public 2-Year	283	45.6%	\$720,242
Public 4-Year	70	11.3%	\$234,693
Public Vocational or Technical	38	6.1%	\$176,761
<b>Total</b>	<b>658</b>	<b>100.0%</b>	<b>\$2,429,310</b>

For a full list of Fast Track recipients by institution, please see Appendix E.

# DUAL CREDIT/DUAL ENROLLMENT SCHOLARSHIP

The Dual Credit/Dual Enrollment (DCDE) Scholarship is a need-based program that covers tuition and fees for high school students taking dual credit or dual enrollment coursework from a Missouri college or university. AY 2023 was the first year this program was administered.

## Dual Credit

College level coursework delivered by a college or university and taught in a Missouri high school by instructors with appropriate academic credentials (typically high school teachers) to high school students earning high school and college credit simultaneously.

## Dual Enrollment

College level courses of instruction delivered by an approved dual enrollment provider in which a student is concurrently enrolled in high school and an approved college or university; the student may or may not receive high school credit for the courses.

Students must apply for the DCDE Scholarship through the [MDHEWD State Financial Aid Portal](#); students must also upload their documentation of financial need, high school transcripts and parental release forms through the Student Portal. There is no limit to the number of credit hours students can take, and they may take courses from several colleges and universities concurrently.

### To qualify for a Dual Credit/Dual Enrollment Scholarship, a student must:

- Be a U.S. citizen or permanent resident and a Missouri resident;
- Be enrolled in DCDE classes through an approved Missouri college or university;
- Have a minimum cumulative, unweighted high school GPA of 2.5/on a 4.0 scale;
- Meet one or more of the following need criteria:
  - » Individually eligible for free and reduced lunch;
  - » Living in a foster home;
  - » Ward of the State;
  - » Homeless per McKinney-Vento Homeless Assistance Act;
  - » Low income public assistance recipient;
  - » Living in federal subsidized public housing.



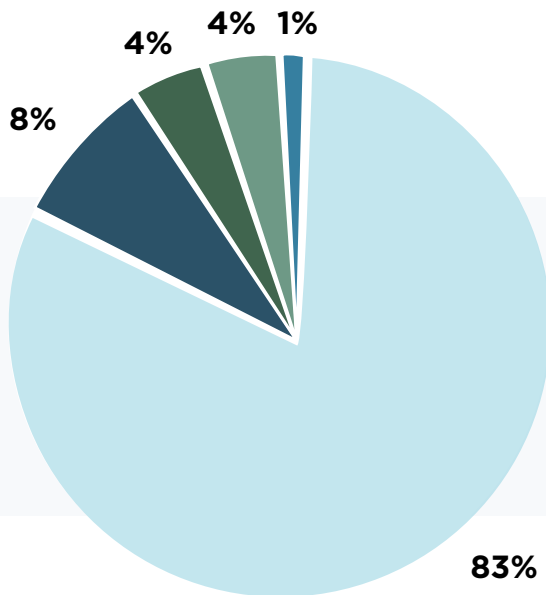
### Total Unduplicated DCDE Scholarship Recipients, Awards, and Average Award 2018-19 through 2022-23

	2018-19	2019-20	2020-21	2021-22	2022-23
Recipients	-	-	-	-	596
Awards	-	-	-	-	\$448,316
Average Awards	-	-	-	-	\$752

# DUAL CREDIT/DUAL ENROLLMENT SCHOLARSHIP

## Highlights:

- The average award for the Dual Credit/Dual Enrollment Scholarship was \$752 dollars per student, or about the equivalent of 10 credit hours (the average per-credit-hour dual credit/dual enrollment rate is \$70).
- Just over 16 percent of DCDE scholarship recipients were students of color, while 66 percent were female.
- 48 percent of DCDE scholarship recipients attended a community college, with 16.4 percent attending State Fair Community College. Central Methodist University, a private four-year institution, received 10.8 percent of all DCDE recipients.



DCDE Recipients by Race/Ethnicity, 2022-23

- Black / African-American
- Native American
- White
- Hispanic / Latino / a
- Asian / Pacific Islander

## Dual Credit/Dual Enrollment Scholarship: Total Recipients and Awards by Institution, 2022-23

Sector	Recipients	% of Total Recipients	Awards
Private 4-Year	185	26.6%	\$115,014
Public 2-Year	335	48.1%	\$215,799
Public 4-Year	176	25.3%	\$117,504
<b>Total</b>	<b>696</b>	<b>100.0%</b>	<b>\$448,316</b>

Includes some duplication. For a full list of Dual Credit/Dual Enrollment scholarship recipients by institution, please see Appendix F.

# ADVANCED PLACEMENT INCENTIVE GRANT

The Advanced Placement (AP) Incentive Grant is a \$500 nonrenewable grant designed to encourage high school students to take Advanced Placement tests. Students are eligible if they receive a score of three or higher on two Advanced Placement tests in mathematics and/or science.

## To qualify for an AP Incentive Grant, a student must:

- Achieve two grades of three or higher on Advanced Placement exams in the fields of math and/or science while attending a Missouri public high school. Qualifying Advanced Placement exams in the fields of math or science include Biology, Calculus AB, Calculus BC, Chemistry, Environmental Science, Physics C, Physics 1, Physics 2, and Statistics;
- Receive an award under the Access Missouri Student Financial Assistance Program or the A+ Scholarship Program in the academic year in which the Advanced Placement Incentive Grant is awarded. Students who are eligible for the Access Missouri or A+ Scholarship programs but have a calculated award amount of zero are eligible for the Advanced Placement Incentive Grant;
- Submit a complete application for the Advanced Placement Incentive Grant.



## Total AP Incentive Grant Recipients, Awards, and Average Award 2018-19 through 2022-23


	2018-19	2019-20	2020-21	2021-22	2022-23
Recipients	23	12	16	2	7
Awards	\$11,500	\$6,000	\$8,000	\$1,000	\$3,500
Average Awards	\$500	\$500	\$500	\$500	\$500



# ADVANCED PLACEMENT INCENTIVE GRANT

## Highlights:

- The number of recipients of the Advanced Placement Incentive Grant increased over the previous academic year, from two students in AY 2022 to seven in AY 2023
- However, there is room for growth in this program. The average number of students during the first five years of the program was 33 (with 59 being awarded in AY 2012), while the average number of students for the most recent five years is seven.



### Advanced Placement Incentive Grant: Total Recipients and Awards by Institution, 2022-23

Institution	Recipients	% of Total Recipients	Awards
<b>Private 4-Year</b>	<b>3</b>	<b>42.9%</b>	<b>\$1,500</b>
Washington University in St. Louis	3	42.9%	\$1,500
<b>Public 4-Year</b>	<b>4</b>	<b>57.1%</b>	<b>\$2,000</b>
Missouri State University	2	28.6%	\$1,000
University of Missouri-Columbia	2	28.6%	\$1,000
<b>Total</b>	<b>7</b>	<b>100.0%</b>	<b>\$3,500</b>



# KIDS' CHANCE SCHOLARSHIP PROGRAM

The Kids' Chance Scholarship is available to children of workers who were seriously injured or died in a work-related accident covered and compensated by workers' compensation. A serious injury is one that led to a paid settlement or judicial award and is verified with information from the Missouri Division of Workers' Compensation. MDHEWD partners with Kids' Chance, Inc. of Missouri, an organization that offers a similar, private scholarship, to identify eligible students.

## To qualify for a Kids' Chance Scholarship, a student must:

- Be a United States citizen, permanent resident, or otherwise lawfully present in the United States;
- Be a Missouri resident;
- Be a child between the ages of 17 and 22 of an employee who was seriously injured or died in a work related accident or from an occupational disease covered and compensated by Workers' Compensation;
- Be enrolled at least half time at a participating Missouri school;
- Have a FAFSA® and a Kids' Chance Scholarship application on file by April 30;
- Have an Expected Family Contribution (EFC) of \$12,000 or less as calculated by the United States Department of Education from information provided on the FAFSA®;
- Not be pursuing a degree or certificate in theology or divinity.



The award covers the cost of tuition and incidental fees, and is the lesser of either \$7,000 or the amount of tuition the University of Missouri charged to a Missouri resident enrolled in the same number of credit hours. No general revenue funds are used by the program as awards are made from interest earned on a corpus established to support the program.

# KIDS' CHANCE SCHOLARSHIP PROGRAM

## Total Kids' Chance Recipients, Awards, and Average Award 2018-19 through 2022-23

	2018-19	2019-20	2020-21	2021-22	2022-23
Recipients	2	2	2	2	2
Awards	\$8,000	\$8,400	\$8,000	\$10,000	\$14,000
Average Awards	\$4,000	\$4,200	\$4,000	\$5,000	\$7,000

### Highlights:

- In each of the past eight years, the department has been able to fund two Kids' Chance scholarship recipients. Over that time period, the average award amount has fluctuated around \$4,200, with the largest average award during that span occurring in AY 2023 (\$7,000).



### Kids' Chance Scholarship: Total Recipients and Awards by Institution, 2022-23

Institution	Recipients	% of Total Recipients	Awards
<b>Public 4-Year</b>	<b>2</b>	<b>100.0%</b>	<b>\$14,000</b>
Missouri State University	2	100.0%	\$14,000
<b>Total</b>	<b>2</b>	<b>100.0%</b>	<b>\$14,000</b>

# MINORITY AND UNDERREPRESENTED ENVIRONMENTAL LITERACY PROGRAM

The Minority and Underrepresented Environmental Literacy Program (MUELP) is a scholarship designed to assist academically talented individuals who are members of populations underrepresented in the environmental field pursuing a bachelor's or master's degree in an environmental course of study that will lead to employment in a field that is clearly environmentally related.

## To qualify for a Minority and Underrepresented Environmental Literacy Program Scholarship, a student must:

- Be a United States citizen or permanent resident, or otherwise lawfully present in the United States;
- Be a Missouri resident;
- Be a graduate of an accredited high school;
- Have maintained a 3.0 cumulative GPA on a 4.0 scale while in high school, or have a 2.5 on a 4.0 scale if currently enrolled in college;
- Submit an application by June 1.



## Additionally, students must be enrolled full time in a participating Missouri school in one of the following

- Agricultural engineering;
- Biology;
- Chemical engineering;
- Civil engineering;
- Environmental chemistry;
- Environmental engineering;
- Environmental law enforcement
- Geology;
- Mechanical engineering;
- Natural resource planning;
- Natural resources or a closely related field;
- Wildlife management.

The Minority Environmental Literacy Advisory Committee selects recipients based on the degree to which applicants' education, activities, and career goals meet the goals of this program. The committee is comprised of individuals from the Department of Natural Resources, MDHEWD, three colleges and universities (appointed by affirmative action officers), and five at-large individuals from across the state who are high school teachers and college professors (appointed by the governor and confirmed by the senate).

# MINORITY AND UNDERREPRESENTED ENVIRONMENTAL LITERACY PROGRAM

## Total Minority and Underrepresented Environmental Literacy Program Recipients Awards, and Average Award, 2018-19 through 2022-23

	2018-19	2019-20	2020-21	2021-22	2022-23
Recipients	10	9	8	7	5
Awards	\$28,774	\$30,035	\$27,976	\$29,133	\$35,855
Average Awards	\$2,877	\$3,337	\$3,497	\$4,162	\$7,171

### Highlights:

- In AY 2023, the average award for the Minority and Underrepresented Environmental Literacy Program was the highest in the program's history, at \$7,171 per student.
- However, participation in this program has declined significantly, from an average of 12 students over the first five years of the program to an average of eight over the most recent five years, with AY 2023 recording the lowest number of participants (five).



## Minority and Underrepresented Environmental Literacy Program: Total Recipients and Awards by Institution, 2022-23

Institution	Recipients	% of Total Recipients	Awards
<b>Private 4-Year</b>	<b>1</b>	<b>20.0%</b>	<b>\$3,983</b>
Central Methodist University	1	20.0%	\$3,983
<b>Public 4-Year</b>	<b>4</b>	<b>80.0%</b>	<b>\$31,872</b>
Missouri University of S&T	1	20.0%	\$7,968
Truman State University	1	20.0%	\$7,968
University of Missouri - Columbia	2	40.0%	\$15,936
<b>Total</b>	<b>5</b>	<b>100.0%</b>	<b>\$35,855</b>

# PUBLIC SERVICE OFFICER SURVIVOR GRANT

The Public Service Office Survivor Grant provides tuition assistance to certain public employees and their families if the employee is killed or permanently and totally disabled in the line of duty. Public service officers include firefighters, State Fire Marshall's office uniformed employees, emergency medical technicians, police officers, capitol police officers, parole officers, probation officers, state correctional employees, water safety officers, conservation officers, park rangers, highway patrolmen employed by Missouri or a political subdivision of the state, or any emergency medical technician, air ambulance pilot, air ambulance registered professional nurse, air ambulance registered respiratory therapist, and air ambulance flight crew member. Public employees are any full-time Missouri Department of Transportation employee engaged in the construction or maintenance of the state's highways, roads, and bridges.

## To qualify for a Public Service Office Survivor Grant, a student must:

- Be a public safety officer permanently and totally disabled in the line of duty, or a child or spouse of a public safety officer or employee killed or permanently and totally disabled in the line of duty;
- Be enrolled or accepted for enrollment as a full-time (12 credit hours) undergraduate student in a participating Missouri postsecondary school. Students with disabilities may be considered full-time when enrolled in at least six credit hours;
- Be less than 24 years of age (applies to dependent children only);
- Maintain satisfactory academic progress as defined by the school;
- Be a Missouri resident and a United States citizen or permanent resident;
- Not be pursuing a degree or certificate in theology or divinity; and
- Not have obtained a bachelor's degree.



The award covers the lesser of either the cost of tuition charged for 12 credit hours at the institution at which the student is enrolled, or the amount of tuition for 12 credit hours charged to an undergraduate Missouri resident enrolled full-time in the same class level and in the same academic major at the University of Missouri-Columbia.

### Total Unduplicated Public Service Office Survivor Grant Recipients, Awards, and Average Award, 2018-19 through 2022-23

	2018-19	2019-20	2020-21	2021-22	2022-23
Recipients	21	21	20	14	13
Awards	\$117,066	\$116,575	\$134,329	\$89,344	\$97,772
Average Awards	\$5,575	\$5,551	\$6,716	\$6,382	\$7,521

# PUBLIC SERVICE OFFICER SURVIVOR GRANT

## Highlights:

- Participation in the Public Service Office Survivor Grant has fluctuated year after year, but has averaged about 18 participants an academic year.
- The span between AY 2017 and AY 2020 saw the highest average number of participants over the life of the program at 21, and AY 2022 saw the largest single decline, from 20 in AY 2021 to 14 in AY 2022. The 2023 academic year also saw a slight decline over the previous year.
- With lower participation, however, the average award for AY 2023 was the highest it has been in the program's history, at \$7,521. Prior to AY 2023, the average award has been around \$5,200.



## Public Service Office Survivor Grant: Total Recipients and Awards by Institution, 2022-23

Institution	Recipients	% of Total Recipients	Awards
<b>Private 4-Year</b>	<b>4</b>	<b>26.7%</b>	<b>\$24,178</b>
College of the Ozarks	2	13.3%	\$12,089
Lindenwood University	1	6.7%	\$8,059
Southwest Baptist University	1	6.7%	\$4,030
<b>Public 2-Year</b>	<b>1</b>	<b>6.7%</b>	<b>\$2,032</b>
Ozarks Technical Community College	1	6.7%	\$2,032
<b>Public 4-Year</b>	<b>10</b>	<b>66.7%</b>	<b>\$71,563</b>
Missouri State University	2	13.3%	\$16,118
Southeast Missouri State University	2	13.3%	\$11,119
University of Central Missouri	1	6.7%	\$8,059
University of Missouri - Columbia	4	26.7%	\$28,207
University of Missouri - Kansas City	1	6.7%	\$8,059
<b>Total</b>	<b>15</b>	<b>100.0%</b>	<b>\$97,772</b>

Includes some duplication.

# WARTIME VETERANS' SURVIVORS GRANT

The Wartime Veterans' Survivors Grants are available annually to children and spouses of veterans whose deaths or injuries were a result of combat action or were attributed to an illness that was contracted while serving in combat action, or who became 80 percent disabled as a result of injuries or accidents sustained in combat action since Sept. 11, 2001. The veteran must have been a Missouri resident when first entering the military service or at the time of death or injury. The Missouri Veterans Commission determines whether the veteran meets the program's requirements.

## To qualify for a Wartime Veterans' Survivors Grant, a student must:

- Be a United States citizen, permanent resident, or otherwise lawfully present in the United States;
- Be enrolled or accepted for enrollment at least half-time as an undergraduate student in a participating public college or university;
- Be the veteran's spouse at the time of death or injury or within five years subsequent to the injury;
- Be the veteran's child (natural, adopted, or stepchild) who is less than 25 years of age.



The total number of students that may receive a grant in any year is limited by statute to 25. The award covers up to the cost of attendance, which includes tuition and fees (not to exceed the rate at the University of Missouri-Columbia), a room and board allowance of up to \$2,000 per semester, and up to \$500 for books, as appropriations permit.

### Total Wartime Veterans' Survivors Grant Recipients, Awards, and Average Award, 2018-19 through 2022-23

	2018-19	2019-20	2020-21	2021-22	2022-23
Recipients	25	25	25	23	19
Awards	\$246,489	\$287,037	\$270,846	\$256,568	\$240,979
Average Awards	\$9,860	\$11,481	\$10,834	\$11,155	\$12,683



# WARTIME VETERANS' SURVIVORS GRANT

## Highlights:

- Over the previous 10 academic years, there have been an average of 20 participants in the Wartime Veterans' Survivors Grant, with the highest average (25 per year) occurring between AY 2018 and AY 2021. The participant count for AY 2023 was just below that average, at 19 participants.
- Due to the slightly lower than average participation, the average award for AY 2023 was the highest in the program's history, at \$12,683. The average award for the past 10 years was \$10,350.



## Wartime Veterans' Survivors Grant: Total Recipients and Awards by Institution, 2022-23

Institution	Recipients	% of Total Recipients	Awards
<b>Public 2-Year</b>	<b>1</b>	<b>5.3%</b>	<b>\$9,450</b>
Ozarks Technical Community College	1	5.3%	\$9,450
<b>Public 4-Year</b>	<b>18</b>	<b>94.7%</b>	<b>\$231,529</b>
Lincoln University	1	5.3%	\$11,181
Missouri State University	5	26.3%	\$56,973
Missouri University of S&T	3	15.8%	\$33,217
Southeast Missouri State University	1	5.3%	\$13,241
Truman State University	1	5.3%	\$13,835
University of Central Missouri	1	5.3%	\$14,039
University of Missouri - Columbia	5	26.3%	\$75,216
University of Missouri - Kansas City	1	5.3%	\$13,826
<b>Total</b>	<b>19</b>	<b>100.0%</b>	<b>\$240,979</b>

# STATUTORY AND PROGRAM CHANGES

Legislation passed during the 2022 legislative session resulted in changes to the Fast Track Workforce Incentive Grant and the Dual Credit/Dual Enrollment Scholarship. These changes required significant updates to the Financial Aid for Missouri Undergraduate Students (FAMOUS) data system. Additionally, all programs were fully funded, resulting in maximum statutory awards for students.

Additional changes included the return to pre-pandemic standards, as well as adjusting standardized test scores for merit-based programs and income thresholds for need-based programs.



## A+ Scholarship

The 2022-2023 academic year saw the return of the mathematics college readiness requirement for the A+ Scholarship, which had been waived in previous years due to the COVID-19 pandemic. This meant that students needed to achieve a score of proficient or advanced on the end-of-course exam (EOC) for Algebra I (or a higher math course, like Algebra II or Geometry). Students could also meet this requirement by achieving a qualifying score on the math subscore of the ACT, ranging from 15 to 17, depending on their cumulative high

## Access Missouri

Due to funding increases enacted by the General Assembly, students with a qualifying Expected Family Contribution (EFC) received the full statutory maximum. For students at public two-year institutions, that amount was \$1,300. Students attending a public four-year, private, or approved virtual institution, or State Technical College of Missouri, received \$2,850. Because additional funds were available, the EFC cutoff was raised, as provided in statute, from \$12,000 to \$15,000 to increase the number of students eligible for an award, which at a minimum would be \$300 for students at a public two year institution, and \$1,500 for students attending all other eligible institutions.

# STATUTORY AND PROGRAM CHANGES

## Bright Flight

Cutoff scores for the top 3 percent of Missouri test takers remained at a composite score of 31 on the ACT, and on the SAT a score of 800 on both Math and Critical Reading. ACT cutoff scores increased, however, for the 2023 graduating class to a 32.

Students who scored in the top four and fifth percentiles received awards of \$1,000 for the first time in the program's history. The cutoff score to receive this award was a 30 on the ACT, and on the SAT a Math score between 770-799 and a Critical Reading score between 760-799. The ACT composite cutoff score for the 2023 graduating class increased to a 31.

## Fast Track

The 2022 legislative session resulted in changes to the Fast Track program to increase participation and expand the number of eligible providers. Originally limited to designated education and training programs at traditional colleges and universities, Fast track is now available to students enrolled in programs offered by additional eligible training providers and U.S. Department of Labor approved apprenticeships.

Additionally, the Fast Track grant no longer requires recipients to remain in Missouri for three years after graduation. With exceptions for military members, military spouses, and apprentices, recipients must now have been a Missouri resident for two years prior to receiving the grant.

## Dual Credit/Dual Enrollment

Passed during the 2022 legislative session, SB 718 created the Dual Credit/Dual Enrollment Scholarship, which was administered for the first time during the 2022-2023 academic year. The scholarship, which is based on financial need, covers the cost of tuition and fees for dual credit or dual enrollment courses from a Missouri college or university. Students must also have an unweighted cumulative high school grade point average of at least 2.5 on a 4.0 scale or the equivalent and meet the high school's requirements for taking dual credit or dual enrollment coursework.

# ADDITIONAL INFORMATION

For more information on state grants and scholarships, please visit our website at: <https://dhewd.mo.gov/ppc/grants/>

## **Journey To College Website and information**

Administered by the Missouri Department of Higher Education & Workforce Development, Journey to College provides information about college options to thousands of students every year through publications, social media, and events - including Apply Missouri, FAFSA Frenzy, and Decision Day. Visit Journey to College at <https://journeytocollege.mo.gov/>.

**Apply Missouri.** Apply Missouri can help students find the “best fit” for college based on their plans for the future. Many high schools host Apply Missouri events every fall to help seniors explore their options for postsecondary education and/or careers. Students are given time to submit applications to schools they are interested in attending.

**FAFSA® Frenzy.** The Free Application for Federal Student Aid (FAFSA) is the primary form used by federal, state, and college financial aid programs to determine students’ eligibility for grants, scholarships, work-study and loans. A number of high schools, colleges, and community organizations host FAFSA Frenzy events from October through February at locations throughout Missouri.

The FAFSA Frenzy program is sponsored by MDHEWD, in partnership with the Missouri Association of Student Financial Aid Personnel (MASFAP) and the Missouri Higher Education Loan Authority (MOHELA). Students can attend a FAFSA Frenzy event for free and receive one-on-one assistance with the FAFSA.

**Decision Day.** Many Missouri high schools host Decision Day events to celebrate their seniors’ plans for the future. Decision Day is held each year on or near May 1 - the day most colleges and universities ask that admitted students notify them of their plans to enroll for the fall semester.

# STUDENT PORTAL INFORMATION AND OVERVIEW

The MDHEWD State Financial Aid Portal, known as the Student Portal, is a secure student-based website that provides students with information to help plan and pay for college. Students can view their personal information relating to all of MDHEWD's student financial aid programs, including the A+ Scholarship, Access Missouri, Bright Flight, Dual Credit/Dual Enrollment, and Fast Track financial aid programs. In addition, students can:

- View program eligibility information;
- Access scholarship/grant payment history;
- Add and rank school choices;
- View application information;
- View eligibility letters and notices;
- Opt to receive emails or text messages with general and personalized information;
- Estimate their state financial aid with the State Aid Eligibility Estimator;
- Directly apply to MDHEWD's state student financial aid programs that require an application;
- Access the Student Workspace to save information related to planning and paying for college and finishing a degree or certificate; and
- Access other student resources.

Visit the State Financial Aid Portal at <https://web.dhewd.mo.gov/studentportal/>.

# CONTACT INFORMATION



## **Erik Anderson**

Director - Financial Assistance

Email: [erik.anderson@dhewd.mo.gov](mailto:erik.anderson@dhewd.mo.gov)

Phone: (573) 751-2444



## **Leroy Wade**

Deputy Commissioner

Email: [leroy.wade@dhewd.mo.gov](mailto:leroy.wade@dhewd.mo.gov)

Phone: (573) 751-1776



## **Michael Reda**

Director of Postsecondary Education Research

Email: [michael.reda@dhewd.mo.gov](mailto:michael.reda@dhewd.mo.gov)

Phone: (573) 751-1778

## Appendix A

### Total State Aid Recipients and Awards by Institution and Sector, 2022-2023

Institution	Recipients	% of Total Recipients	Awards
<b>Certified/Proprietary Schools</b>	<b>42</b>	<b>0.1%</b>	<b>\$206,978</b>
Alambda Systems, LLC	1	0.0%	\$2,460
Bell-Brown Medical Institute	19	0.0%	\$56,642
Concorde Career College	1	0.0%	\$6,955
WTI Joplin Campus	18	0.0%	\$127,929
Zeta Commercial Driving School	3	0.0%	\$12,993
<b>Private 2 Year</b>	<b>143</b>	<b>0.2%</b>	<b>\$552,222</b>
Bolivar Technical College	93	0.2%	\$432,122
Cotter College	50	0.1%	\$120,100
<b>Private 4 Year</b>	<b>12,281</b>	<b>20.5%</b>	<b>\$28,863,869</b>
Avila University	194	0.3%	\$483,650
Central Methodist University	805	1.3%	\$1,664,328
College of the Ozarks	370	0.6%	\$802,914
Columbia College	571	1.0%	\$1,208,853
Cox College	122	0.2%	\$324,098
Culver-Stockton College	171	0.3%	\$395,318
Drury University	789	1.3%	\$1,782,702
Evangel University	342	0.6%	\$790,528
Fontbonne University	197	0.3%	\$485,700
Goldfarb School of Nursing at Barnes Jewish College	94	0.2%	\$229,607
Hannibal-LaGrange University	99	0.2%	\$215,330
Kansas City Art Institute	193	0.3%	\$472,250
Lindenwood University	915	1.5%	\$2,071,775
Logan University	10	0.0%	\$22,325
Maryville University of Saint Louis	719	1.2%	\$1,755,425
Missouri Baptist University	434	0.7%	\$980,566
Missouri Valley College	168	0.3%	\$381,145
Park University	437	0.7%	\$992,508
Ranken Technical College	470	0.8%	\$1,427,493
Rockhurst University	406	0.7%	\$946,377
Saint Louis University	1,455	2.4%	\$3,591,458
SE Missouri Hospital College of Nursing and Health Sciences	35	0.1%	\$94,781
Southwest Baptist University	475	0.8%	\$1,101,799
Stephens College	114	0.2%	\$272,906
University of Health Sciences and Pharmacy in St. Louis	48	0.1%	\$115,925
Washington University in St. Louis	724	1.2%	\$1,947,625
Webster University	539	0.9%	\$1,236,914
Western Governors University - Missouri	783	1.3%	\$1,658,919
Westminster College	246	0.4%	\$583,400
William Jewell College	203	0.3%	\$491,550
William Woods University	153	0.3%	\$335,700

## Appendix A: Total State Aid Recipients and Awards by Institution and Sector, 2022-2023

continued

Institution	Recipients	% of Total Recipients	Awards
<b>Public 2 Year</b>	<b>21,393</b>	<b>35.6%</b>	<b>\$58,547,319</b>
Crowder College	1,192	2.0%	\$3,355,249
East Central College	902	1.5%	\$2,167,630
Jefferson College	1,144	1.9%	\$2,955,412
Metropolitan Community College	3,210	5.3%	\$6,812,686
Mineral Area College	688	1.1%	\$1,717,909
Missouri State University - West Plains	472	0.8%	\$1,069,184
Moberly Area Community College	1,523	2.5%	\$4,264,339
North Central Missouri College	704	1.2%	\$2,160,911
Ozarks Technical Community College	3,889	6.5%	\$9,501,761
St. Charles Community College	1,852	3.1%	\$4,674,677
St. Louis Community College	1,996	3.3%	\$3,718,675
State Fair Community College	1,332	2.2%	\$3,949,671
State Technical College of Missouri	1,696	2.8%	\$10,631,235
Three Rivers College	793	1.3%	\$1,567,979
<b>Public 4 Year</b>	<b>25,836</b>	<b>43.0%</b>	<b>\$60,219,687</b>
Harris-Stowe State University	255	0.4%	\$581,834
Lincoln University	261	0.4%	\$600,810
Missouri Southern State University	949	1.6%	\$2,128,614
Missouri State University	4,208	7.0%	\$9,638,582
Missouri University of Science and Technology	2,515	4.2%	\$5,938,024
Missouri Western State University	833	1.4%	\$1,802,136
Northwest Missouri State University	1,119	1.9%	\$2,579,911
Southeast Missouri State University	1,905	3.2%	\$4,369,637
Truman State University	1,229	2.0%	\$2,976,244
University of Central Missouri	1,523	2.5%	\$3,401,287
University of Missouri - Columbia	7,427	12.4%	\$17,887,978
University of Missouri - Kansas City	2,058	3.4%	\$4,923,495
University of Missouri - Saint Louis	1,554	2.6%	\$3,391,135
<b>Public Vocational or Technical</b>	<b>350</b>	<b>0.6%</b>	<b>\$969,146</b>
Cape Girardeau Career & Tech Center	53	0.1%	\$125,770
Carthage Technical Center	16	0.0%	\$8,844
Cass Career Center	14	0.0%	\$29,960
Clinton Technical School	29	0.0%	\$52,295
Four Rivers Career Center	18	0.0%	\$99,447
Franklin Technology Center	18	0.0%	\$23,414
Grand River Technical School	47	0.1%	\$120,864
Kirksville Area Technical Center	12	0.0%	\$47,650
Lex La-Ray Technical Center	25	0.0%	\$124,377
Pike-Lincoln Technical Center	19	0.0%	\$57,281
Poplar Bluff Technical Career Center	16	0.0%	\$32,187
Saline County Career Center	12	0.0%	\$25,164
South Central Career Center	55	0.1%	\$175,255
Unitec Career Center	1	0.0%	\$1,500
Warrensburg Area Career Center	11	0.0%	\$35,068
Waynesville Career Center	4	0.0%	\$10,071
<b>GRAND TOTAL</b>	<b>60,045</b>	<b>100.0%</b>	<b>\$149,359,221</b>



# Appendix B

## A+ Scholarship: Total Recipients and Awards by Institution, 2022-23

Institutions	Recipients	% of Total Recipients	Awards
<b>Private Vocational or Technical</b>	<b>152</b>	<b>1.1%</b>	<b>\$797,948</b>
Ranken Technical College	152	100%	\$797,948
<b>Public 2 Year Community College</b>	<b>13,713</b>	<b>98.0%</b>	<b>\$50,853,147</b>
Crowder College	743	5.3%	\$2,911,262
East Central College	599	4.3%	\$1,874,621
Jefferson College	744	5.3%	\$2,570,691
Metropolitan Community College	2,093	15.0%	\$5,783,655
Mineral Area College	425	3.0%	\$1,470,826
Missouri State University - West Plains	254	1.8%	\$883,429
Moberly Area Community College	1,054	7.5%	\$3,819,375
North Central Missouri College	457	3.3%	\$1,904,062
Ozarks Technical Community College	2,320	16.6%	\$7,779,503
St. Charles Community College	1,359	9.7%	\$4,197,161
St. Louis Community College	1,053	7.5%	\$2,872,618
State Fair Community College	873	6.2%	\$3,555,361
State Technical College of Missouri	1,401	10.0%	\$10,106,712
Three Rivers College	338	2.4%	\$1,123,870
<b>Public Vocational or Technical</b>	<b>126</b>	<b>0.9%</b>	<b>\$620,075</b>
Cape Girardeau Career & Tech Center	26	0.2%	\$81,996
Cass Career Center	1	0.0%	\$1,857
Clinton Technical School	14	0.1%	\$43,320
Four Rivers Career Center	5	0.0%	\$34,301
Franklin Technology Center	1	0.0%	\$3,844
Grand River Technical School	22	0.2%	\$96,564
Kirksville Area Technical Center	7	0.1%	\$41,150
Lex La-Ray Technical Center	10	0.1%	\$95,280
Pike-Lincoln Technical Center	5	0.0%	\$41,731
Poplar Bluff Technical Career Center	3	0.0%	\$19,187
Saline County Career Center	3	0.0%	\$15,889
South Central Career Center	24	0.2%	\$106,778
Unitec Career Center	1	0.0%	\$1,500
Warrensburg Area Career Center	3	0.0%	\$29,268
Waynesville Career Center	1	0.0%	\$7,410
<b>Total</b>	<b>13,991</b>	<b>100%</b>	<b>\$52,271,169</b>

# Appendix C

## Access Missouri Scholarship: Total Recipients and Awards by Institution, 2022-23

Institution	Recipients	% of Total Recipients	Awards
<b>Private 2-Year</b>	<b>100</b>	<b>0.3%</b>	<b>\$210,475</b>
Bolivar Technical College	52	0.1%	\$96,375
Cottey College	48	0.1%	\$114,100
<b>Private 4-Year</b>	<b>9,891</b>	<b>27.5%</b>	<b>\$22,597,858</b>
Avila University	190	0.5%	\$477,650
Central Methodist University	684	1.9%	\$1,508,900
College of the Ozarks	335	0.9%	\$725,825
Columbia College	520	1.4%	\$1,092,798
Cox College	101	0.3%	\$202,950
Culver-Stockton College	167	0.5%	\$386,818
Drury University	610	1.7%	\$1,429,950
Evangel University	311	0.9%	\$717,150
Fontbonne University	187	0.5%	\$466,200
Goldfarb School of Nursing at Barnes Jewish College	88	0.2%	\$188,175
Hannibal-LaGrange University	93	0.3%	\$206,750
Kansas City Art Institute	173	0.5%	\$423,750
Lindenwood University	820	2.3%	\$1,842,575
Logan University	10	0.0%	\$22,325
Maryville University of Saint Louis	598	1.7%	\$1,437,375
Missouri Baptist University	340	0.9%	\$791,900
Missouri Valley College	160	0.4%	\$370,425
Park University	397	1.1%	\$876,425
Ranken Technical College	314	0.9%	\$624,045
Rockhurst University	324	0.9%	\$767,550
Saint Louis University	930	2.6%	\$2,282,283
SE Missouri Hospital College of Nursing and Health Sciences	26	0.1%	\$47,450
Southwest Baptist University	410	1.1%	\$920,725
Stephens College	106	0.3%	\$253,406
University of Health Sciences and Pharmacy in St. Louis	30	0.1%	\$73,425
Washington University in St. Louis	263	0.7%	\$664,125
Webster University	444	1.2%	\$1,028,414
Western Governors University - Missouri	745	2.1%	\$1,583,344
Westminster College	222	0.6%	\$519,400
William Jewell College	151	0.4%	\$355,050
William Woods University	142	0.4%	\$310,700
<b>Public 2-Year</b>	<b>6,814</b>	<b>18.9%</b>	<b>\$6,322,149</b>
Crowder College	414	1.2%	\$373,234
East Central College	257	0.7%	\$223,988
Jefferson College	344	1.0%	\$303,900
Metropolitan Community College	1,061	2.9%	\$949,153
Mineral Area College	247	0.7%	\$228,352
Missouri State University - West Plains	175	0.5%	\$149,819
Moberly Area Community College	393	1.1%	\$353,946
North Central Missouri College	213	0.6%	\$192,590
Ozarks Technical Community College	1,343	3.7%	\$1,220,089
St. Charles Community College	440	1.2%	\$396,177
St. Louis Community College	899	2.5%	\$787,125
State Fair Community College	330	0.9%	\$283,498
State Technical College of Missouri	273	0.8%	\$458,948
Three Rivers College	425	1.2%	\$401,330

**Access Missouri Scholarship: Total Recipients and Awards by Institution, 2022-23**  
continued

Institution	Recipients	% of Total Recipients	Awards
<b>Public 4-Year</b>	<b>19,006</b>	<b>52.8%</b>	<b>\$43,449,504</b>
Harris-Stowe State University	253	0.7%	\$575,475
Lincoln University	256	0.7%	\$586,404
Missouri Southern State University	868	2.4%	\$1,958,200
Missouri State University	3,514	9.8%	\$7,898,904
Missouri University of Science and Technology	1,161	3.2%	\$2,585,379
Missouri Western State University	769	2.1%	\$1,691,513
Northwest Missouri State University	1,027	2.9%	\$2,390,811
Southeast Missouri State University	1,698	4.7%	\$3,919,925
Truman State University	655	1.8%	\$1,532,401
University of Central Missouri	1,324	3.7%	\$3,038,011
University of Missouri - Columbia	4,582	12.7%	\$10,643,040
University of Missouri - Kansas City	1,534	4.3%	\$3,605,419
University of Missouri - Saint Louis	1,365	3.8%	\$3,024,024
<b>Public Vocational or Technical</b>	<b>186</b>	<b>0.5%</b>	<b>\$172,311</b>
Cape Girardeau Career & Tech Center	25	0.1%	\$29,200
Carthage Technical Center	14	0.0%	\$7,875
Cass Career Center	8	0.0%	\$10,400
Clinton Technical School	15	0.0%	\$8,975
Four Rivers Career Center	5	0.0%	\$6,500
Franklin Technology Center	16	0.0%	\$16,900
Grand River Technical School	25	0.1%	\$24,300
Kirksville Area Technical Center	5	0.0%	\$6,500
Lex La-Ray Technical Center	10	0.0%	\$5,225
Pike-Lincoln Technical Center	14	0.0%	\$15,550
Poplar Bluff Technical Career Center	13	0.0%	\$13,000
Saline County Career Center	9	0.0%	\$9,275
South Central Career Center	16	0.0%	\$10,150
Warrensburg Area Career Center	8	0.0%	\$5,800
Waynesville Career Center	3	0.0%	\$2,661
<b>Total</b>	<b>35,997</b>	<b>100.0%</b>	<b>\$72,752,297</b>

# Appendix D

## Bright Flight Scholarship: Total Recipients and Awards by Institution, 2022-23

Institution	Recipients	% of Total Recipients	Awards
<b>Private 2-Year</b>	<b>3</b>	<b>0.0%</b>	<b>\$9,000</b>
Bolivar Technical College	1	0.0%	\$3,000
Cottey College	2	0.0%	\$6,000
<b>Private 4-Year</b>	<b>1,863</b>	<b>21.5%</b>	<b>\$4,565,500</b>
Avila University	4	0.0%	\$6,000
Central Methodist University	36	0.4%	\$85,000
College of the Ozarks	33	0.4%	\$65,000
Columbia College	22	0.3%	\$42,000
Cox College	1	0.0%	\$1,500
Culver-Stockton College	4	0.0%	\$8,500
Drury University	123	1.4%	\$272,500
Evangel University	29	0.3%	\$64,500
Fontbonne University	10	0.1%	\$19,500
Goldfarb School of Nursing at Barnes Jewish College	3	0.0%	\$3,500
Hannibal-LaGrange University	3	0.0%	\$7,000
Kansas City Art Institute	20	0.2%	\$48,500
Lindenwood University	86	1.0%	\$193,500
Maryville University of Saint Louis	109	1.3%	\$224,500
Missouri Baptist University	28	0.3%	\$61,500
Missouri Valley College	2	0.0%	\$6,000
Park University	22	0.3%	\$52,500
Ranken Technical College	4	0.0%	\$5,500
Rockhurst University	81	0.9%	\$178,500
Saint Louis University	520	6.0%	\$1,307,000
Southwest Baptist University	54	0.6%	\$135,000
Stephens College	8	0.1%	\$19,500
University of Health Sciences and Pharmacy in St. Louis	18	0.2%	\$42,500
Washington University in St. Louis	461	5.3%	\$1,282,000
Webster University	95	1.1%	\$208,500
Westminster College	24	0.3%	\$64,000
William Jewell College	52	0.6%	\$136,500
William Woods University	11	0.1%	\$25,000
<b>Public 2-Year</b>	<b>246</b>	<b>2.8%</b>	<b>\$424,500</b>
Crowder College	5	0.1%	\$9,000
East Central College	18	0.2%	\$28,500
Jefferson College	11	0.1%	\$18,500
Metropolitan Community College	44	0.5%	\$72,500
Mineral Area College	4	0.0%	\$4,000
Missouri State University - West Plains	6	0.1%	\$11,000
Moberly Area Community College	15	0.2%	\$22,000
North Central Missouri College	7	0.1%	\$17,000
Ozarks Technical Community College	32	0.4%	\$60,500
St. Charles Community College	45	0.5%	\$77,000
St. Louis Community College	34	0.4%	\$52,000
State Fair Community College	7	0.1%	\$17,000
State Technical College of Missouri	14	0.2%	\$30,000
Three Rivers College	4	0.0%	\$5,500

**Bright Flight Scholarship: Total Recipients and Awards by Institution, 2022-23**  
continued

<b>Institution</b>	<b>Recipients</b>	<b>% of Total Recipients</b>	<b>Awards</b>
<b>Public 4-Year</b>	<b>6,550</b>	<b>75.6%</b>	<b>\$16,067,023</b>
Lincoln University	3	0.0%	\$3,000
Missouri Southern State University	66	0.8%	\$145,500
Missouri State University	641	7.4%	\$1,539,000
Missouri University of Science and Technology	1,348	15.6%	\$3,287,500
Missouri Western State University	40	0.5%	\$83,000
Northwest Missouri State University	80	0.9%	\$184,000
Southeast Missouri State University	177	2.0%	\$393,000
Truman State University	570	6.6%	\$1,421,500
University of Central Missouri	140	1.6%	\$292,500
University of Missouri - Columbia	2,833	32.7%	\$7,115,523
University of Missouri - Kansas City	501	5.8%	\$1,278,500
University of Missouri - Saint Louis	151	1.7%	\$324,000
<b>Total</b>	<b>8,662</b>	<b>100.0%</b>	<b>\$21,066,023</b>

# Appendix E

## Fast Track Workforce Incentive Grant: Total Recipients and Awards by Institution, 2022-23

Institution	Recipients	% of Total Recipients	Awards
<b>Certified/Proprietary Schools</b>	<b>42</b>	<b>6.4%</b>	<b>\$206,978</b>
Alambda Systems, LLC	1	0.2%	\$2,460
Bell-Brown Medical Institute	19	2.9%	\$56,642
Concorde Career College	1	0.2%	\$6,955
WTI Joplin Campus	18	2.7%	\$127,929
Zeta Commercial Driving School	3	0.5%	\$12,993
<b>Private 2-Year</b>	<b>40</b>	<b>6.1%</b>	<b>\$332,747</b>
Bolivar Technical College	40	6.1%	\$332,747
<b>Private 4-Year</b>	<b>185</b>	<b>28.1%</b>	<b>\$757,888</b>
Central Methodist University	9	1.4%	\$18,205
Columbia College	27	4.1%	\$72,255
Cox College	20	3.0%	\$119,648
Drury University	19	2.9%	\$52,162
Evangel University	2	0.3%	\$8,878
Goldfarb School of Nursing at Barnes Jewish College	3	0.5%	\$37,932
Lindenwood University	7	1.1%	\$27,341
Maryville University of Saint Louis	12	1.8%	\$93,550
Missouri Baptist University	13	2.0%	\$100,606
Park University	18	2.7%	\$63,583
SE Missouri Hospital College of Nursing and Health Sciences	9	1.4%	\$47,331
Southwest Baptist University	8	1.2%	\$40,823
Western Governors University - Missouri	38	5.8%	\$75,575
<b>Public 2-Year</b>	<b>283</b>	<b>43.0%</b>	<b>\$720,242</b>
Crowder College	14	2.1%	\$50,630
East Central College	24	3.6%	\$39,573
Jefferson College	21	3.2%	\$47,046
Metropolitan Community College	2	0.3%	\$2,034
Mineral Area College	2	0.3%	\$8,666
Missouri State University - West Plains	2	0.3%	\$2,072
Moberly Area Community College	13	2.0%	\$28,431
North Central Missouri College	7	1.1%	\$30,015
Ozarks Technical Community College	170	25.8%	\$421,662
St. Charles Community College	1	0.2%	\$389
St. Louis Community College	6	0.9%	\$4,104
State Fair Community College	8	1.2%	\$31,133
State Technical College of Missouri	4	0.6%	\$33,199
Three Rivers College	9	1.4%	\$21,290

**Fast Track Workforce Incentive Grant: Total Recipients and Awards by Institution, 2022-23**  
continued

Institution	Recipients	% of Total Recipients	Awards
<b>Public 4-Year</b>	<b>70</b>	<b>10.6%</b>	<b>\$234,693</b>
Harris-Stowe State University	2	0.3%	\$6,359
Missouri Southern State University	9	1.4%	\$23,214
Missouri State University	35	5.3%	\$105,412
Missouri University of Science and Technology	2	0.3%	\$23,960
Missouri Western State University	2	0.3%	\$7,731
Northwest Missouri State University	1	0.2%	\$167
Southeast Missouri State University	6	0.9%	\$15,157
University of Central Missouri	2	0.3%	\$4,931
University of Missouri - Columbia	1	0.2%	\$9,057
University of Missouri - Kansas City	2	0.3%	\$8,083
University of Missouri - Saint Louis	8	1.2%	\$30,622
<b>Public Vocational or Technical</b>	<b>38</b>	<b>5.8%</b>	<b>\$176,761</b>
Cape Girardeau Career & Tech Center	2	0.3%	\$14,574
Carthage Technical Center	2	0.3%	\$969
Cass Career Center	5	0.8%	\$17,703
Four Rivers Career Center	8	1.2%	\$58,646
Franklin Technology Center	1	0.2%	\$2,670
Lex La-Ray Technical Center	5	0.8%	\$23,872
South Central Career Center	15	2.3%	\$58,327
<b>Total</b>	<b>658</b>	<b>100.0%</b>	<b>\$2,429,310</b>

# Appendix F

## Dual Credit/Dual Enrollment Scholarship: Total Recipients and Awards by Institution, 2022-23

Institution	Recipients	% of Total Recipients	Awards
<b>Private 4-Year</b>	<b>185</b>	<b>26.6%</b>	<b>\$115,014</b>
Central Methodist University	75	10.8%	\$48,240
Columbia College	2	0.3%	\$1,800
Drury University	37	5.3%	\$28,090
Hannibal-LaGrange University	3	0.4%	\$1,580
Lindenwood University	1	0.1%	\$300
Missouri Baptist University	53	7.6%	\$26,560
Missouri Valley College	6	0.9%	\$4,720
Rockhurst University	1	0.1%	\$327
Saint Louis University	5	0.7%	\$2,175
Southwest Baptist University	2	0.3%	\$1,222
<b>Public 2-Year</b>	<b>335</b>	<b>48.1%</b>	<b>\$215,799</b>
Crowder College	16	2.3%	\$11,123
East Central College	4	0.6%	\$948
Jefferson College	24	3.4%	\$15,275
Metropolitan Community College	10	1.4%	\$5,344
Mineral Area College	10	1.4%	\$6,065
Missouri State University - West Plains	35	5.0%	\$22,864
Moberly Area Community College	48	6.9%	\$40,587
North Central Missouri College	20	2.9%	\$17,244
Ozarks Technical Community College	22	3.2%	\$8,525
St. Charles Community College	7	1.0%	\$3,950
St. Louis Community College	4	0.6%	\$2,828
State Fair Community College	114	16.4%	\$62,680
State Technical College of Missouri	4	0.6%	\$2,376
Three Rivers College	17	2.4%	\$15,990
<b>Public 4-Year</b>	<b>176</b>	<b>25.3%</b>	<b>\$117,504</b>
Lincoln University	1	0.1%	\$225
Missouri Southern State University	6	0.9%	\$1,700
Missouri State University	9	1.3%	\$7,174
Missouri Western State University	22	3.2%	\$19,893
Northwest Missouri State University	11	1.6%	\$4,933
Southeast Missouri State University	21	3.0%	\$17,195
Truman State University	2	0.3%	\$540
University of Central Missouri	55	7.9%	\$43,747
University of Missouri - Kansas City	19	2.7%	\$9,608
University of Missouri - Saint Louis	30	4.3%	\$12,489
<b>Total</b>	<b>696</b>	<b>100.0%</b>	<b>\$448,316</b>