

# MDHEWD STRATEGIC PLAN

While there are many factors out of the department's sole control, regularly reviewing certain data elements can help determine if current circumstances are helping move Missouri in the right direction, and ultimately toward reaching the big goals. These indicators will be reviewed annually and may result in new initiatives to help make a significant impact on the outcomes.

## BEST IN MIDWEST & EQUITY TARGETS

	Current Targets	Current Status	Equity Current Status	Change Needed
<b>Educational Attainment</b>	 60%	 47%	 Black: 28.4% Hispanic: 28.9% Rural: 28.7% (Associate and Above)	243,000 more degrees and certificates than current trend
<b>Labor Force Participation</b>	 70%	 63%	 Black: 60.4% Hispanic: 73.5% Rural: 57.0%	327,000 more Missourians working

Data for 2021 was not available from the U.S. Census Bureau American Community Survey due to pandemic-related collection issues.

## EDUCATIONAL ATTAINMENT

### NUMBER OF DEGREES ISSUED BY MISSOURI INSTITUTIONS (2021)

**39,773** BACHELOR'S DEGREES  
**20,030** MASTER'S DEGREES  
**14,437** ASSOCIATE DEGREES  
**5,524** DOC. & PROF. DEGREES



### NUMBER OF APPRENTICESHIPS AND CERTIFICATES ISSUED (2021)

**11,774** Certificates  
**3,235** Apprenticeships  
**3,380** Graduate Certificates

### PUBLIC HIGHER EDUCATION FUNDING PER FTE (2021)

**\$9,504**

### FAFSA FILERS (2021-2022)

**274,928** TOTAL  
**108,061** FIRST-TIME FILERS

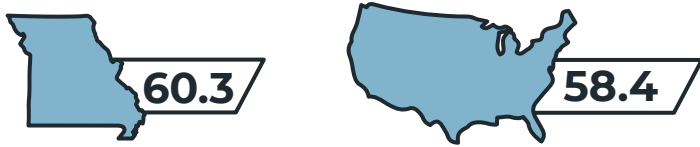
### COMPLETION RATES OF FIRST-TIME FULL-TIME DEGREE-SEEKING STUDENTS (2021)

**59.4%** PUBLIC UNIVERSITIES  
**48.2%** PUBLIC COMMUNITY & TECHNICAL COLLEGES  
**62.8%** INDEPENDENT COLLEGES & UNIVERSITIES

# MDHEWD STRATEGIC PLAN


## LABOR FORCE PARTICIPATION

### EMPLOYMENT-POPULATION RATIO MISSOURI VS. UNITED STATES (2021)

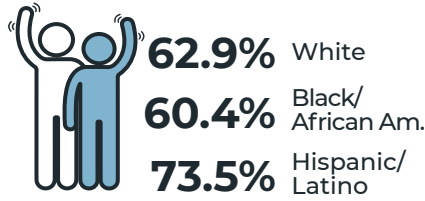


### EMPLOYMENT-POPULATION RATIO MISSOURI (2021)

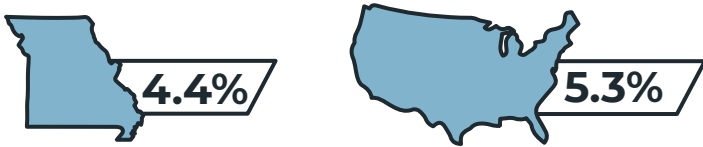
#### GEOGRAPHIC ORIGIN



#### RACE/ETHNICITY




### OFFICIAL UNEMPLOYMENT RATE MISSOURI VS. UNITED STATES (2021)

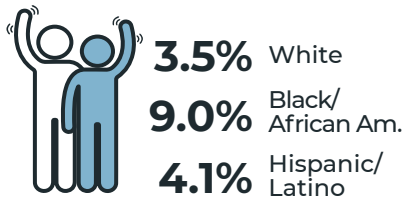


### OFFICIAL UNEMPLOYMENT RATE MISSOURI (2021)

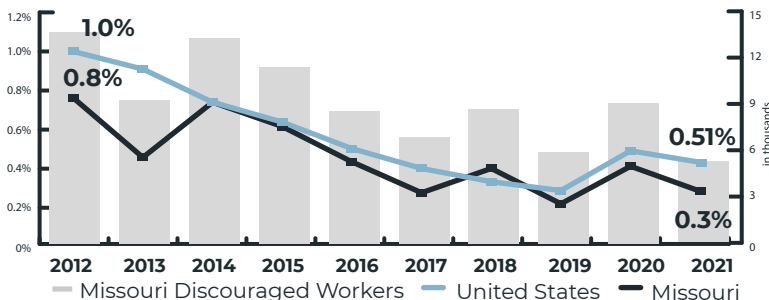
#### GEOGRAPHIC ORIGIN



#### RACE/ETHNICITY



### DISCOURAGED WORKERS MISSOURI AND U.S.

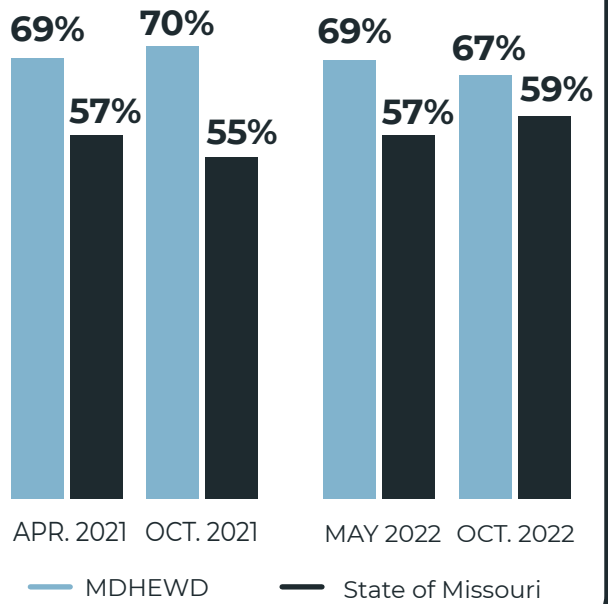


## BEST PLACE TO WORK

“Managers create a sense of belonging to the organization.”

“Managers encourage employees to take a personal stake in their jobs.”

### QUARTERLY PULSE SURVEY: PERSONAL OWNERSHIP (2021-2022)



The Missouri Department of Higher Education and Workforce Development adopted a new strategic plan in December 2021. **Building Missouri's Future: A strategic plan to provide pathways and reduce barriers to educational attainment and workforce participation** will guide initiatives and priorities in Missouri for the next three to five years. The plan established three main goals: to reach 60 percent educational attainment and 70 percent labor force participation, with equity goals aligned for both, and a third internal goal to be the Best Place to Work in state government.

For details about the strategic plan, additional indicators, and data sources and methodology, visit: [dhewd.mo.gov/strategicplan.php](http://dhewd.mo.gov/strategicplan.php)