

Publications

Kim Howe & Alison Notter

A large, light blue water splash graphic with a white outline, centered on a white background. The splash has several smaller, darker blue droplets and splatters around it. The text "Journey to College" is written in a dark blue, sans-serif font across the center of the splash.

Journey to College

The Missouri Source

- A magazine that details the entire college process, from application cycle, to financial aid, to transitioning to freshman year
- Highlights:
- One-stop-shop
 - Student stories
 - Links to other resources
- Audience: School Counselors, Parents, College Access Professionals



Senior Year Magnet

- A 10" by 4" magnet for high school seniors, featuring a monthly calendar of tasks for applying to and preparing for college
- Highlights:
 - Starts August of their Senior Year
 - Runs to July of their Rising Freshman Year
 - Magnetic
 - Can use the checklist with a marker
- Audience: High School Seniors / Second Semester Juniors

Journey to College

Preparing for College: Senior Year Checklist

AUG.	<ul style="list-style-type: none">□ Start preparing for college and a career at (missouriconnections.org) and MoSCORES (scorecard.mo.gov).□ Request admission information from your top college choices. Check out the schools online or visit campus.□ Register to take the ACT and/or SAT. Retake to improve your score.□ Follow Journey to College on social media to stay updated.□ Start A+ service hours.
SEPT.	<ul style="list-style-type: none">□ Create your Federal Student Aid ID (FSA ID) username and password at studentaid.gov.□ Attend college fairs and financial events in your area.□ Ask your counselor about local scholarship opportunities, resume writing, and recommendation letters.□ Set up a Student Workspace and State Financial Aid Portal account to access State Aid and prepare for college at journeytocollege.mo.gov.
OCT.	<ul style="list-style-type: none">□ Apply to colleges and make note of application and financial aid deadlines.□ File your FAFSA, as soon as it is available.□ Attend a FAFSA Frenzy for free help filing.□ Finalize your college admissions essays, portfolios, and writing samples.
NOV.	<ul style="list-style-type: none">□ Go on campus visits and meet with admissions and financial aid advisers to help you narrow or finalize your college choices.□ Once you file your FAFSA, watch for your FAFSA Submission Summary. Check it for accuracy and make any necessary corrections.
DEC.	<ul style="list-style-type: none">□ Compare college programs and costs https://dhwd.mo.gov/ppc/documents/collegecostcomparison.pdf□ Search and apply for scholarships at myscholarshipcentral.org, fastweb.com, bigfuture.collegeboard.org, collegescholarships.org and myscholly.com.□ Consider job shadowing for a closer look at career options. Find apprenticeship opportunities at moapprenticeconnect.com.
JAN.	<ul style="list-style-type: none">□ Complete the FAFSA by the Feb. 1 Access Missouri Grant priority deadline.□ Submit IRS tax transcripts and other verification forms to the college financial aid office, if requested.
FEB.	<ul style="list-style-type: none">□ Check into taking Advanced Placement (AP) or College-Level Examination Program (CLEP) exams.□ Ask your counselor to send your transcripts to your top college choices.□ Review college financing offers. Call the financial aid office with questions.
MARCH	<ul style="list-style-type: none">□ File your FAFSA by the April 1 final Access Missouri Grant deadline.□ Develop a plan to pay for college (if you haven't already). Check out treasurer.mo.gov/financial-literacy/ for resources.□ Make note of college registration, housing, and other deadlines.
APRIL	<ul style="list-style-type: none">□ Review, compare, sign, and return admissions and financial aid forms.□ Make any deposits required to enroll for the fall semester.□ Finish strong with the highest GPA possible. Let your chosen college know if your GPA has increased since you were accepted.□ Reach out to the Residential Housing Office of your college choice to determine your living arrangements.
MAY	<ul style="list-style-type: none">□ Make your final college choice by May 1, National Decision Day. Then celebrate and share your next steps on social media using #MODecisionDay!□ Finalize summer job plans. Consider applying for an internship at mointernconnect.com or apprenticeship at moapprenticeconnect.com.□ Notify the colleges where you were accepted but will not attend.
JUNE	<ul style="list-style-type: none">□ Plan for college orientation, housing, and transportation. Check your email often so you don't miss important notifications.□ Prepare a realistic budget you can follow throughout college.□ Follow up with the financial aid office at your college to ensure all paperwork is complete.
JULY	<ul style="list-style-type: none">□ Finalize housing, move-in dates, and transportation.□ Enroll in the required number of credit hours to qualify for scholarships and other financial aid.□ Consider taking 15 or more credit hours per semester to graduate on time.



journeytocollege.mo.gov/
P.O. Box 1488, Jefferson City, MO 65102 • 800-473-8767
@journeytocollege Journey2College journey2college
© 2024 Missouri Department of Higher Education & Workforce Development

Planning for Financial Success

- A booklet for high school seniors and college students that provides financial literacy and money management tips as well as budget worksheets
- Highlights:
 - How to use a credit card
 - What it means to take out a loan
 - How not to fall victim to identity theft
 - Blank budget planner
- Audience: 11th-First year of College



Financial Aid Guide

- A brochure that takes the College / Career knowledge from the Source and puts them in one combined item
- Highlights:
 - Covers both matriculating to college & the workforce
 - Highlights Missouri's Registered Apprenticeship program
 - Worksheets for both college cost and college fit
- Audience: High School Seniors

COLLEGE AND CAREER GUIDE

Journey to College

MISSOURI DEPARTMENT OF HIGHER EDUCATION & WORKFORCE DEVELOPMENT



Financial Aid Guide

- A brochure that takes the financial aid information from the Source and combines it into one item
- Highlights:
 - Covers both State and Federal Aid
 - Details eligibility and application process for each aid award
 - Covers supports for independent students
 - Discusses paying loans back
- Audience: High School Seniors / College Students / Parents of College Students

FINANCIAL AID GUIDE

Journey to College

MISSOURI DEPARTMENT OF HIGHER EDUCATION & WORKFORCE DEVELOPMENT

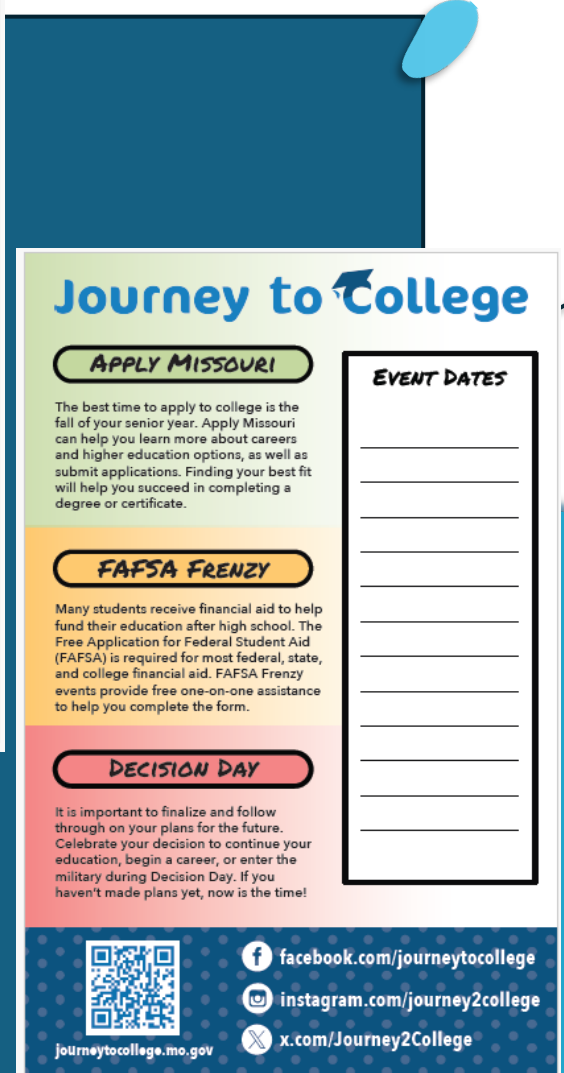
FAFSA Frenzy Poster

- A double-sided poster to promote J2C Day Events at your school

Highlights:

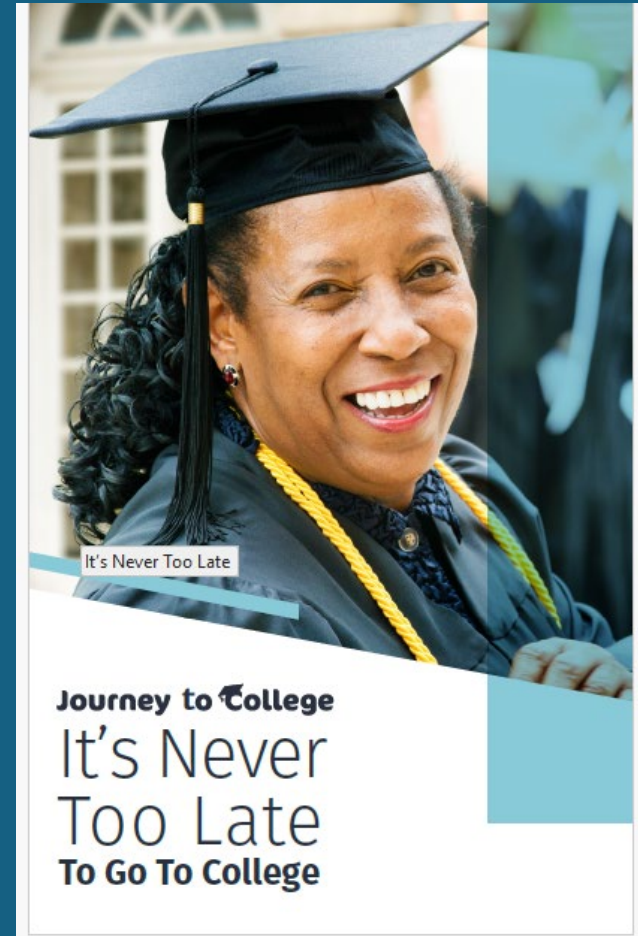
- Blank, customizable spaces for dates
- Blurbs about the events
- QR Codes for students to scan

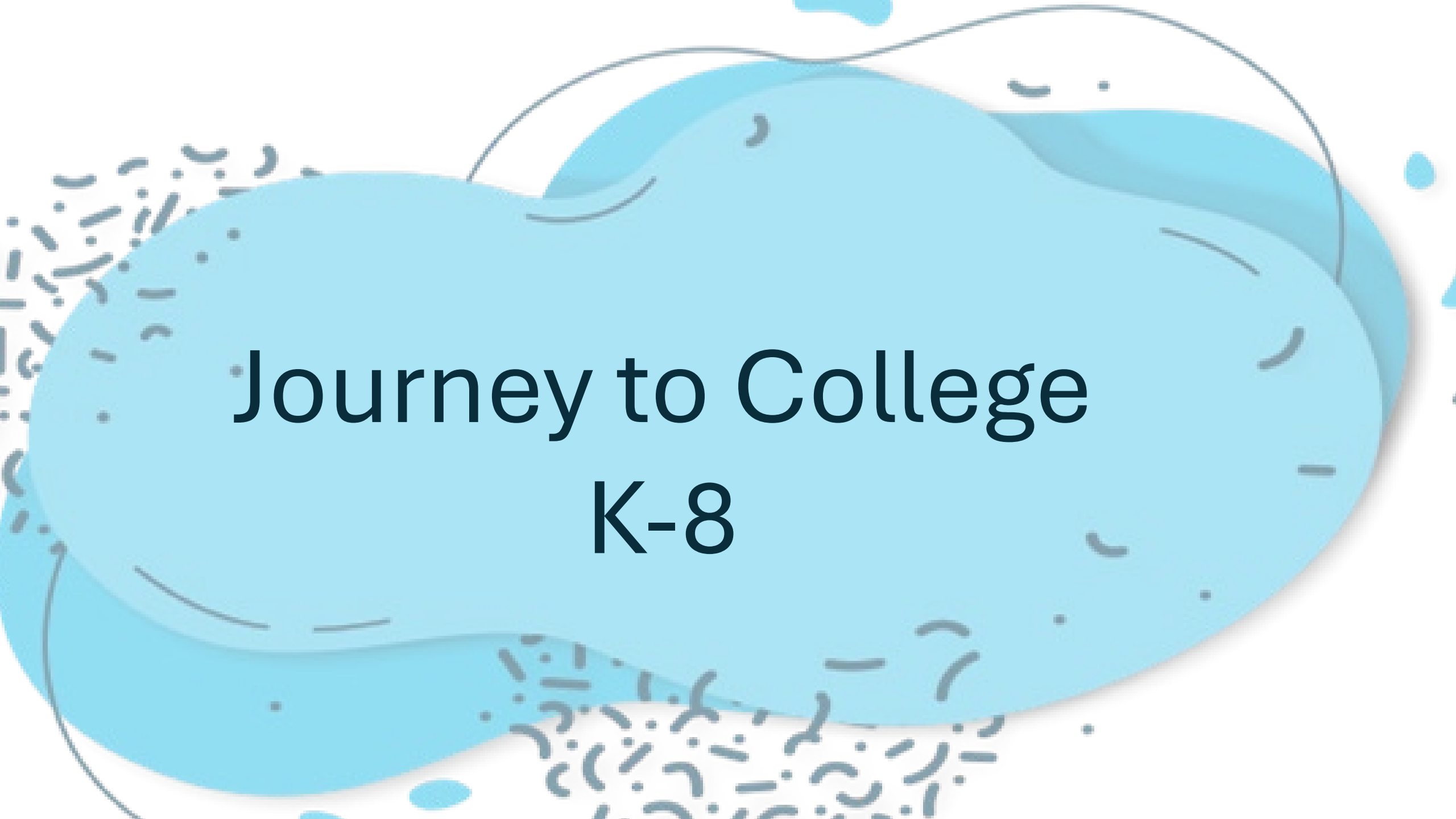
Audience: For Students, utilized by Counselors



It's Never Too Late

- A brochure for adults who are interested in going back to get a certification or degree
- Highlights:
 - Fast Track Grant
 - Financial Aid
- Audience: Adult Learners (25+)



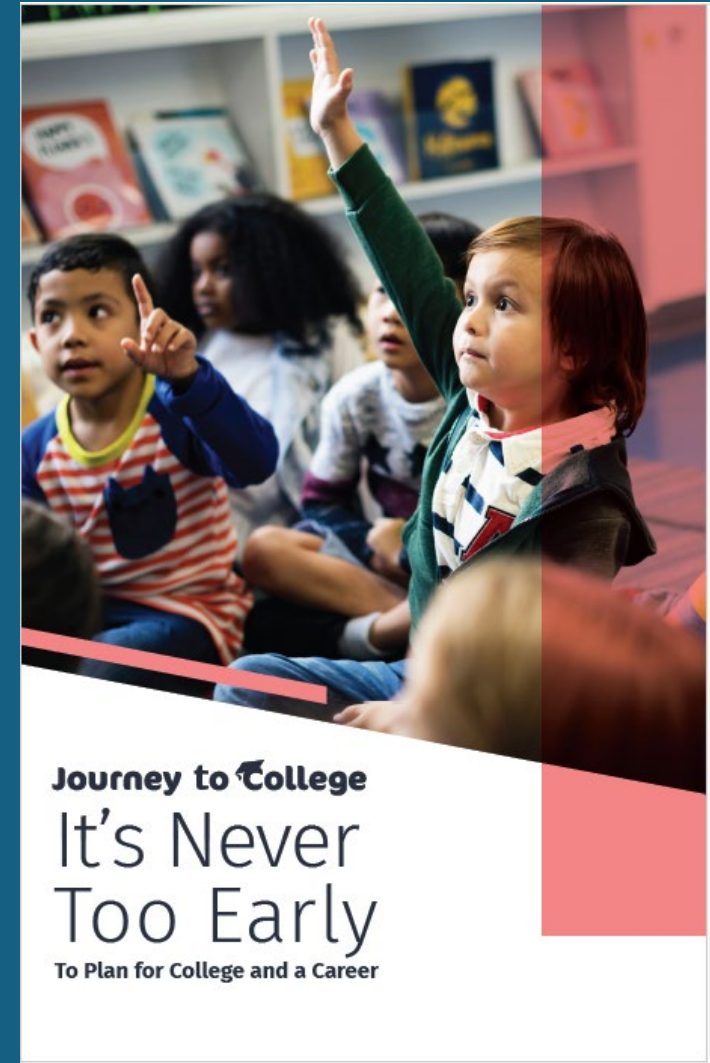


Journey to College

K-8

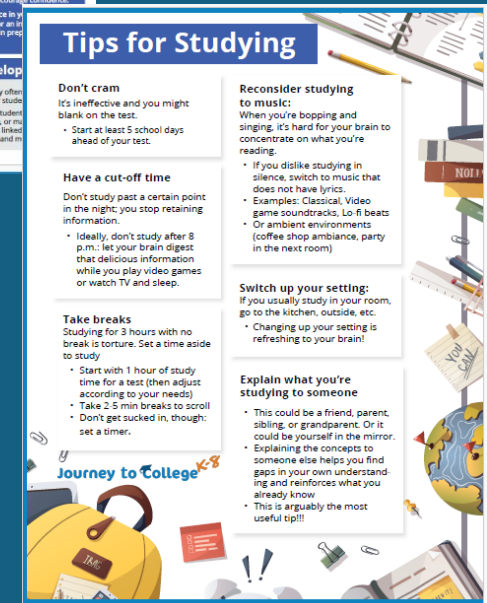

It's Never Too Early

- A brochure about planning for college geared toward middle school students and their parents
- Highlights:
 - Making a Plan
 - Establishing Good Habits
 - Knowing Your Options
 - Paying for College
- Audience: Parents of K-3



Tips For Helping Your Student Study

- A double-sided flyer to support parents in supporting their students
- Highlights:
 - Reading
 - Studying
 - Developing Interests
 - Student tips for studying
 - Tips for studying can also be helpful to high schoolers
- Audience: Parents and Students



Hobbies to Skills | Adult Interview

- A double-sided flyer to promote students thinking about the future
- Highlights:
 - Being able to see how their skills develop through the hobbies they do every day
 - Encourages to think about their hobbies as skills
 - Encourages conversations about the future
- Audience: Middle Schoolers (5-8)
- We also have a presentation / lesson plan

Turning Kids' Hobbies into Skills

Circle all the skills you have and list the career(s) you have an interest or would like to learn more about.

Sporty: <ul style="list-style-type: none">• Teamwork• Resilience• Strategy Potential Careers: Business Consultant / Marketing Specialist / Project Manager	Art (drawing/writing/painting/sewing) <ul style="list-style-type: none">• Vision / Thinking "big picture"• Adaptability• Patience Potential Careers: Editor-in-chief / Product Designer / Coordinators
Video games <ul style="list-style-type: none">• Collaboration• Adaptability• Hand-eye coordination Potential Careers: Medical Field / Childcare & Social Worker / Engineering fields	Playing outside: <ul style="list-style-type: none">• Thinking outside the box (imagination)• Self awareness• Independence Potential Careers: Art Director / Copywriter / Business Owner
Memorizing songs and knowing lyrics <ul style="list-style-type: none">• Pattern recognition• Memorization• Capacity to hold a lot of information Potential Careers: Computer Science & Programming / Data Analysts / Teacher	Cooking <ul style="list-style-type: none">• Coachable (following a recipe)• Ingenuity (ability to build off of a recipe)• Multitasking Potential Careers: Chef / Event Planner / Marketing Manager / Pharmacist
Careers I am interested in: _____ _____ _____	Making videos <ul style="list-style-type: none">• Video editing• Trend awareness• Content creation Potential Careers: Marketing Research Analyst / Brand Strategist / Consultant

Journey to College K-8

Adult Interview

What do you do? _____

Did you go to school for that? _____

What did you study? _____

Did you like it? _____

What's your favorite thing about your job? _____

Do you ever work from home? _____

If I want to do what you do, what steps do I need to take? _____

Journey to College K-8

Tips for Taking Notes

- Flyer for students of all ages to promote productive note taking

Highlights:

- Strategies for different teaching styles
- Color coding strategies

Audience: 6-12

*Please note that this publication is available as an online PDF **only**

Journey to College ^{K-8}

Tips for Note Taking

Lectures

- Write down what your teacher emphasizes ("this is important for the test" etc.)
- Write down the questions you have while listening

Then ask those questions!
(somebody else in your class has the same question)

Lectures with slides

- Write down what is on the slide
- Write down what your teacher emphasizes (repeats or asks your class questions about)

Study Guides

- Only use your notes to make yourself a study guide, and then if you're missing information to answer questions, look in your textbook to fill in those gaps
- This helps you figure out what you're missing and helps you take better notes next time

Get together with your friends!
They might have information you missed.

Color Code

Alternate colors for each class period

Easier to find each subject!
By incorporating color into your notes it makes it more customizable for you.

For example:

- History on Monday:
notes are in black pen
- History on Tuesday:
notes are in blue pen
- History on Wednesday:
notes are in red pen
- History on Thursday:
notes are in black pen
- History on Friday:
notes are in blue pen

Mark important notes!
Draw stars / circle / underline / add sticky notes or reactions to important concepts and what you find interesting

Hand write your notes first, then type them if you want to keep them organized.
This promotes repetition of concepts, which helps you learn

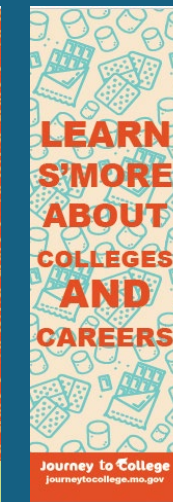

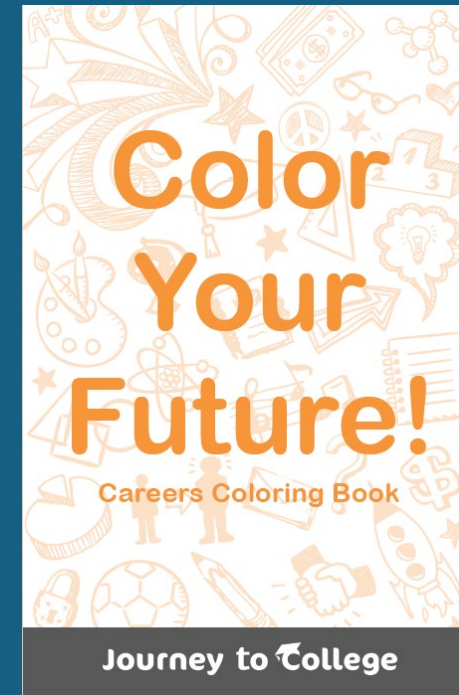
Date your notes!
This helps figure out where you left off. (If your teacher says, "check your notes from last week") you'll know where to look

Your notes do not have to follow the notebook paper lines.
Draw arrows above or around concepts.

It's different for everyone. Find what works best for you!

For Littles

- Coloring Book and Bookmarks
- Highlights:
 - Coloring books highlight different careers
 - Bookmarks are fun
- Audience: K-5 (Please share with your colleagues at your K-8 Schools)



How to Order Publications

Publications are always free to order and we package them with care

You do not need to be a Site Coordinator in order to request publications

The screenshot displays the website's navigation structure. On the left, there are three vertical menus: 'Popular Topics' listing various educational and administrative topics; 'Dates of Importance' listing upcoming events with dates; and 'Popular Links' listing key services like jobs.mo.gov, MERIC, and Journey to College. The 'Publications' link in the 'Popular Links' menu is highlighted with a yellow box, and a blue arrow points from it to the main 'Publications' page content on the right. The 'Publications' page includes a breadcrumb trail, a brief overview of the department's publication services, a list of available publications, and a call-to-action box for ordering free publications.

Popular Topics

- Academic Affairs
- Closed School Transcripts
- CORE 42 - Core Curriculum Transfer
- Degrees When Due
- Equity in Missouri Higher Education
- FAFSA Completion Project
- Fast Track Workforce Incentive Grant
- Information for Job Seekers
- Legislative and Budget
- Missouri Registered Apprenticeships
- MoSCORES
- Proprietary School Certification
- Reciprocal Programs
- State Authorization Reciprocity Agreement (SARA)
- Tuition & Fees

Dates of Importance

JUL 21	Coordinating Board Meeting Teleconference - TBD
JUL 28	Journey to College Day Virtual Event
AUG 26	MO Workforce Development Board Meeting
SEP 7	Labor Day Holiday State Offices Closed
SEP 15	Coordinating Board Meeting

Popular Links

- jobs.mo.gov
- MERIC
- Journey to College
- College & Degree Search
- Grants & Scholarships
- Publications**
- Student Loans

Publications

Home » publications

The Missouri Department of Higher Education & Workforce Development publishes a variety of free publications to help students **prepare for postsecondary education, select a school and certificate or degree program, develop a plan to make wise financial choices, minimize student loan debt** and learn about other **financial literacy** topics. Contact our **Outreach Services** team if you have questions about publications or the status of your order by emailing journeytocollege@dhewd.mo.gov.

Publications available to order free of charge include:

- College Portfolio** August 2021 edition - An expandable storage portfolio with tabs that allows students to organize college admissions and financial aid documents in one place.
- It's Never Too Early** August 2021 edition - A brochure about planning for college geared toward middle school students and their parents.
- It's Never Too Late** August 2021 edition - A brochure intended for adult learners interested in pursuing additional education or training.
- Journey to College 3-step** leaflet August 2021 edition - A leaflet promoting student participation in the Journey to College programs (Apply Missouri, FAFSA Frenzy, Decision Day).
- Journey to College Senior Year Checklist magnet** August 2021 edition - A 10" by 4" magnet for high school seniors, featuring a monthly calendar of tasks for applying to and preparing for college.
- Planning for Financial Success** August 2021 edition - A booklet for high school seniors and college students that provides financial literacy and money management tips as well as budget worksheets.

Want to order free publications?

Order now!

We are currently accepting orders for the 2022-23 academic year. Items will be shipped as they are restocked for the new academic year. **Due to a nationwide paper shortage, some publication order amounts may be reduced by MDHEWD staff. Please order only for your immediate need.**



Questions?